



LED LIGHTING CATALOG
VISIONX**X**LIGHTING.COM



DESIGNING, MANUFACTURING, AND DELIVERING **THE ULTIMATE LIGHTING SOLUTION**

Since 1997, Vision X Lighting has been designing, manufacturing, and delivering high-performance lighting solutions for the most demanding environments. Headquartered in Auburn, Washington, with global manufacturing and logistics in Asia, Vision X provides advanced lighting products trusted by industries worldwide, including mining, commercial, emergency services, and even NASA. Our commitment to quality and innovation is driven by a world-class engineering team and rigorous testing, ensuring that every product performs in the harshest conditions. Vision X lights are used across diverse sectors such as off-road, marine, construction, and automotive, delivering unmatched reliability and performance.

KEY MARKETS

MINING | COMMERCIAL | FIRE & EMERGENCY | AUTOMOTIVE | OFF-ROAD
MARINE | CONSTRUCTION | FORESTRY | AGRICULTURE

RIGORUOUS TESTING ENSURES UNMATCHED QUALITY



CONSUMPTION

Products are tested for correct power consumption and electrical faults.



EMI

Products are tested in a sealed chamber to prevent RF noise interference.



SUBMERSION

Each product is submerged and powered for 30 minutes to ensure proper function.



TEMP CHANGE

Products undergo a -40°C to 80°C cycle and are tested for 72 hours to ensure full functionality.



PHOTOMETRIC

Lights are tested in a Goniophotometer to model beam pattern and light output.



HIGH-TEMP

Products run in a 60°C, 94% humidity chamber for 72 hours, then inspected for defects.



PRESSURE

Products are sprayed with 80-100 BAR pressure to verify sealing and IP rating.



VIBRATION

Products undergo 25.6G vibration testing for 4 hours; 60G rms tests are conducted off-site.



DURABILITY

Products are switched on and off 20,000 times to ensure functionality after testing.

TABLE OF CONTENTS

WHY VISION X

- 05 ENGINEERED LIGHTING
- 06 LIGHTING ADVANTAGE
- 07 LIGHTING TECHNOLOGY
- 08 LIGHT OUTPUT MEASURED
- 09 LIMITED LIFETIME WARRANTY
- 10 NEW PRODUCTS

DRIVING & FOG LIGHTS

LED POD LIGHTS

- 14 CANNON RACE PRO SERIES
- 16 CANNON RACE SERIES
- 20 DURA 2 DRIVING SERIES
- 24 EXPLORA SERIES
- 26 LIGHT CANNON CG2 SERIES

LED LIGHT BARS

- 34 EXPLORA SERIES
- 36 SHOCKER SERIES
- 38 UNITE MODULAR SERIES
- 46 XPL HALO SERIES
- 50 XPL SAE AUX SERIES
- 51 XPL CHASER SERIES
- 52 XPR SERIES

HEADLIGHTS

- 60 VX LED SERIES
- 63 VX HALOGEN SERIES

VEHICLE SPECIFIC KITS

- 66 FORD
- 74 JEEP
- 78 TOYOTA
- 79 SxS
- 81 GMC
- 81 SUBARU

UNIVERSAL ACCESSORIES

- 82 HARDWARE, MOUNTS, WIRING

WORK LIGHTS

WORK LIGHTS

- 86 TREMOR SERIES
- 88 BLACKTIPS HD SERIES
- 91 PROSPECTOR SERIES
- 92 DURA 2 WORK LIGHT SERIES
- 94 DURALUX SERIES
- 96 VL SERIES
- 99 SOLO SERIES
- 100 UTILITY MARKET SERIES
- 101 UTILITY SERIES

SCENE LIGHTS

- 104 SURFACE MOUNT SERIES
- 105 UTILITY FLOOD SERIES
- 106 STRIP LIGHT SERIES

WARNING & SAFETY

LED BEACONS

- 110 AEROTECH SERIES
- 113 AEROTECH HD SERIES
- 114 AEROTECH LIGHT BOX
- 116 OPTITECH SERIES
- 118 TREMOR HD SERIES
- 119 CUSTOM MINE BAR SERIES
- 120 HAUL TRUCK FITOUT
- 122 ID BOARD SERIES
- 123 DRIFT STROBE SERIES

KILL ZONE

- 124 KILL ZONE SAFETY LIGHTING

AC/DC LIGHTING

DC LIGHTING

- 128 VL PITMASTER SERIES
- 129 PITMASTER SERIES
- 130 SHOCKWAVE SERIES

AC LIGHTING

- 133 FLOOD SERIES
- 137 CORROSION RESISTANT
- 139 LUCENT LINEAR SERIES

VISIT OUR WEBSITE

VISION  LIGHTING.COM
FOR MORE INFORMATION

ENGINEERED LIGHTING SOLUTIONS



TESTED FOR THE EXTREME

Tested in harsh environments across the globe from arctic to desert conditions, our lights are engineered to withstand and thrive in the most difficult and extreme environments on the planet.

UNRIVALED RATINGS

High quality construction and components enable our lights to withstand massive vibrations with up to an industry leading 60 Grms rating virtually eliminating failures on heavy tracked equipment.

VOLTAGE PROTECTION

Our lights have huge voltage ranges and will not sustain accidental damage if the polarity to the light is reversed by any chance of incorrect installation.

INDUSTRIAL SOLUTIONS

MINING




CONSTRUCTION




STRUCTURAL




SUPPORT EQUIPMENT




TRUCK / JEEP




UTV / SXS



OVERLAND



RACE



AUTOMOTIVE SOLUTIONS

LED LIGHTING ADVANTAGE PROGRAM

ENVIRONMENTAL

NO HAZARDOUS MATERIALS:
ROHS compliant, containing no lead or mercury.

LONGEVITY AND DURABILITY:
Extended lifespan reduces waste and environmental impact.

REDUCED CO2 EMISSIONS:
Lower energy consumption across fleets decreases greenhouse gas emissions.

SAFETY FOCUSED

ENHANCED VISIBILITY:
Brighter, more focused light output improves visibility and reduces the risk of accidents and near-miss incidents.

REDUCED OPERATOR FATIGUE:
Natural daylight-like color temperature reduces eye strain and fatigue, enhancing concentration.

ANTI-GLARE OPTICS:
Reduces glare for oncoming traffic, enhancing overall visibility and safety.

SELECTIVE YELLOW LENSES:
Improve visibility in fog, snow, and dust by enhancing contrast and clarity.

REMOVES HARMFUL EFFECTS:
Compliant with IEC 62471, ensuring no risks to eyes or skin.

COST EFFICIENCY

LOWER MAINTENANCE COSTS:
Longer lifespan and greater durability reduce replacements and labor costs.

REDUCED ELECTRICAL STRAIN:
Lower wattage consumption reduces strain on electrical components, extending their lifespan.

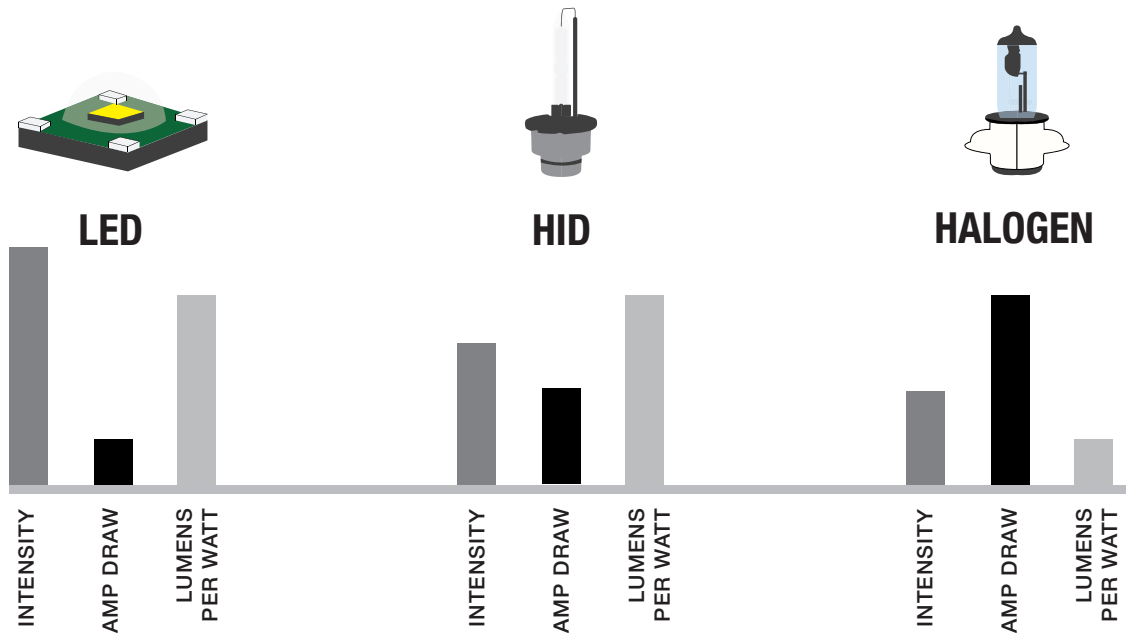
REDUCED MAINTENANCE:
LEDs require less frequent maintenance compared to HID and halogen lights, leading to lower operational interruptions and higher cost savings despite higher initial investment.

IMPROVED PRODUCTIVITY:
Enhanced visibility and reduced fatigue boost productivity.

EASY INVENTORY MANAGEMENT:
Standardized solutions simplify inventory, reducing costs and logistics.



LIGHTING TECHNOLOGY EXPLAINED



KNOW THE DIFFERENCE

Vision X LED Lighting operates at 6000K for bright, white light, offering maximum visibility and durability without using a bulb.

Vision X HID Lighting operates at 5000K for a super white beam, requiring a bulb, starter, and ballast, with higher output per watt than halogen bulbs.

Vision X offers various Halogen Lighting options, including the Tungsten-Halogen series with an oversized globe and engineered filament for enhanced output, along with headlight replacements.

VISION X DIFFERENCE

TOP BINNING

Not all LEDs are equal; Vision X uses only top-binned LEDs to ensure the highest quality.

HIGH EFFICACY

Vision X products are engineered for maximum luminous efficacy, optimizing each light to fully utilize the LED.

PULSE WIDTH MODULATION

Pulse Width Modulation circuitry flashes the LED to reduce heat, extend life, and enable dimming.

ELECTRONIC THERMAL MANAGEMENT

Electronic Thermal Management (ETM) regulates heat, extending LED lifespan to 50,000 hours.

LIGHT OUTPUT MEASURED



100 LUX 75 LUX 50 LUX 25 LUX 10 LUX 5 LUX 2 LUX 1.5 LUX 1 LUX


USABLE LIGHT
= **DISTANCE**

Usable light refers to effective, not raw, lumens for forward projection. Vision X measures light distance by one lux, the amount needed to read a newspaper.

TOTAL LIGHT OUTPUT
= **LUMENS**

RAW VS EFFECTIVE LUMENS

Raw lumens measure light output at the source, but don't account for losses from heat, optical inefficiencies, or electrical inefficiencies. Effective lumens reflect usable light after these factors, and Vision X maximizes this with top-binned LEDs, pulse width modulation, and thermal management.



LIFETIME WARRANTY INCLUDED



LIMITED LIFETIME WARRANTY

Proof of purchase is required for warranty validation, and products must be purchased through a Vision X Authorized Dealer. The warranty excludes improper installation, physical damage, neglect, normal wear, and lights used in environments over 150°F. Cutting the Deutsch connector voids the warranty. Warrantied items will be repaired and returned in working condition. Warranty claims should be processed through the original dealer, with customers responsible for shipping to Vision X. Non-warranted items may be repaired at the customer's expense. Exclusions apply to specific ranges in certain markets.

For more information, visit
www.visionxlighting.com

NEW PRODUCTS

LIGHTING SERIES



CANNON RACE PRO SERIES



EXPLORA BY VISION X SERIES



CANNON RACE PRO LED DRIVING LIGHTS

- **Dual-Beam:** Choose between max distance broad beam or a perfected combo driving beam.
- **DRL With X-Lens:** Multi-color X-Lens system for added style and functionality.



EXPLORA BY VISION X LED DRIVING LIGHTS

- **Diverse Range:** Completely outfit your vehicle with a matching combo of pod lights and light bars.
- **Dual-Color DRLs:** Match your lighting style with an ultra-smooth white or amber DRL mode.



DURA 2 PRO & WORK LED DRIVING & WORK LIGHTS

- **Versatile Sizes & Output:** Four sizes and two beam options to fit any application.
- **Simplified Design:** Offers pro level performance with an entry level price.



TREMOR SERIES LED WORK LIGHTS

- **Mining Class Durability:** Built to withstand the rigors of the toughest worksites on earth.
- **Anti-Glare Optics Option:** Designed with a sharp cut-off beam for added versatility.



DURA 2 PRO & WORK SERIES



TREMOR WORK LIGHT SERIES

DRIVING & FOG LIGHTS LED POD LIGHTS





The Vision X LED Pod Lights category features advanced lighting solutions designed for high-performance in demanding environments. With a focus on superior brightness, durability, and versatility, these lights provide reliable illumination for off-roading, racing, and tough work conditions. Engineered to withstand the harshest environments, Vision X LED Pod Lights deliver exceptional quality and performance for any application.

14 CANNON RACE PRO SERIES

16 CANNON RACE SERIES

20 DURALUX 2 SERIES

24 EXPLORA BY VISION X SERIES

26 LIGHT CANNON CG2 SERIES

CANNON RACE PRO SERIES

LED POD LIGHTS

NEW

SUPERIOR DRIVING BEAM

Delivers dual optic illumination
for maximum visibility

PERFECTED PERFORMANCE

Backed by high-output LEDs providing market
leading lumen output

DRL BOOST X-LENS

With the flip of a switch engage the DRL
Boost Mode for added style

CANNON RACE PRO SERIES LED POD LIGHTS

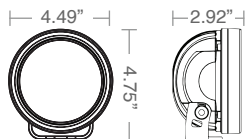


X-Lens Colors: Selective Yellow, Clear, and Amber [all included]

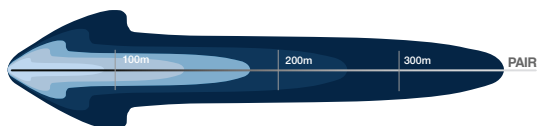
ITEM #: CR-7P / CR-7PKIT [PAIR]

4.5" CR-7 PRO DRIVING 7 LED

- Lumens: 11,900 / 23,800 (Pair)
- Wattage: 98W / 196W (Pair)
- Amp Draw: 8.2A / 16.4A (Pair)
- Vibration Rating: 21.2 Grms
- Voltage: 9-32V DC
- Beam Pattern: Driving
[spot beam w/o X-lens]



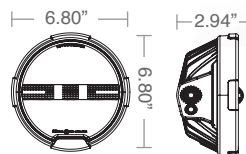
*Kit includes harness
using DT connector*



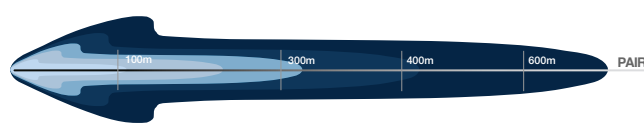
ITEM #: CR-14P / CR-14PKIT [PAIR]

6.7" CR-14 PRO DRIVING 14 LED

- Lumens: 15,500 / 31,000 (Pair)
- Wattage: 140W / 280W (Pair)
- Amp Draw: 11.7A / 23.3A (Pair)
- Vibration Rating: 21.2 Grms
- Voltage: 9-32V DC
- Beam Pattern: Driving
[spot beam w/o X-lens]



*Kit includes harness
using DT connector*



CANNON RACE SERIES

LED POD LIGHTS



HIGH-OUTPUT LEDS

Powerful LEDs ensure maximum visibility in tough environments

DURABLE DESIGN

Compact, durable housing with polycarbonate lens and selective yellow for better visibility

STREET LEGAL FOG

SAE/DOT & ECE approved for legal use on roads and trails

CANNON RACE SERIES

LED POD LIGHTS

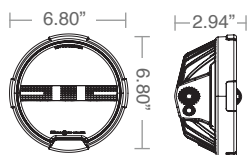
NEW

High-output LEDs | SAE/DOT & ECE approved fog beams for street legal use | Unmatched beam performance

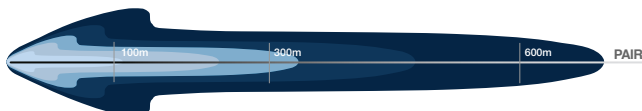
ITEM #: CR-14 / CR-14KIT [PAIR]

6.7" CR-14 DRIVING 14 LED

- **Lumens:** 11,200 / 22,400 (Pair)
- **Wattage:** 112W / 224W (Pair)
- **Amp Draw:** 9.3A / 18.7A (Pair)
- **Vibration Rating:** 21.2 Grms
- **Voltage:** 9-32V DC
- **Beam Pattern:** Driving Beam




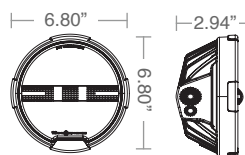
Kit includes harness using DT connector



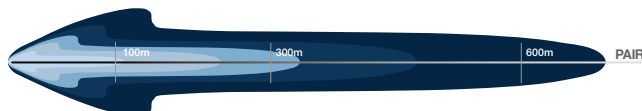
ITEM #: CR-14SY / CR-14SYKIT [PAIR]

6.7" CR-14 DRIVING SY 14 LED

- **Lumens:** 13,300 / 26,600 (Pair)
- **Wattage:** 126W / 252W (Pair)
- **Amp Draw:** 10.5A / 21A (Pair)
- **Vibration Rating:** 21.2 Grms
- **Voltage:** 9-32V DC
- **Beam Pattern:** Driving Beam with Selective Yellow



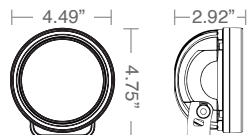
Kit includes harness using DT connector



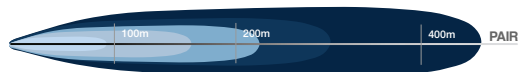
ITEM #: CR-7 / CR-7KIT [PAIR]

4.5" CR-7 DRIVING 7 LED

- **Lumens:** 7,665 / 15,330 (Pair)
- **Wattage:** 70W / 140W (Pair)
- **Amp Draw:** 5.8A / 11.7A (Pair)
- **Vibration Rating:** 21.2 Grms
- **Voltage:** 9-32V DC
- **Beam Pattern:** Driving Beam




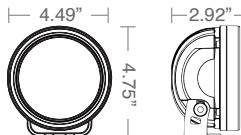
Kit includes harness using DT connector



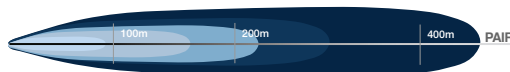
ITEM #: CR-7SY / CR-7SYKIT [PAIR]

4.5" CR-7 DRIVING SY 7 LED

- **Lumens:** 7,665 / 15,330 (Pair)
- **Wattage:** 70W / 140W (Pair)
- **Amp Draw:** 5.8A / 11.7A (Pair)
- **Vibration Rating:** 21.2 Grms
- **Voltage:** 9-32V DC
- **Beam Pattern:** Driving Beam with Selective Yellow



Kit includes harness using DT connector



CANNON RACE SERIES

LED POD LIGHTS

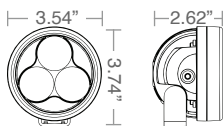


High-output LEDs | SAE/DOT & ECE approved fog beams for street legal use | Compact housing design

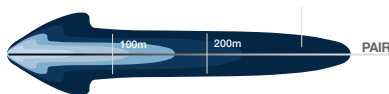
ITEM #: CR-3H / CR-3HKIT [PAIR]

3.5" CR-3 DRIVING 3 LED

- Lumens: 3,000 / 6,000 (Pair)
- Wattage: 36W / 72W (Pair)
- Amp Draw: 3.0A / 6.0A (Pair)
- Vibration Rating: 21.2 Grms
- Voltage: 9-32V DC
- Beam Pattern: Driving Beam



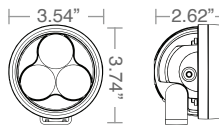
Kit includes harness using DT connector



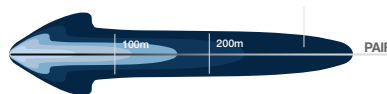
ITEM #: CR-3HSY / CR-3HSYKIT [PAIR]

3.5" CR-3 DRIVING SY 3 LED

- Lumens: 3,000 / 6,000 (Pair)
- Wattage: 36W / 72W (Pair)
- Amp Draw: 3.0A / 6.0A (Pair)
- Vibration Rating: 21.2 Grms
- Voltage: 9-32V DC
- Beam Pattern: Driving Beam



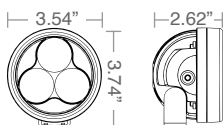
Kit includes harness using DT connector



ITEM #: CR-3S / CR-3SKIT [PAIR]

3.5" CR-3 SPOT 3 LED

- Lumens: 3,000 / 6,000 (Pair)
- Wattage: 36W / 72W (Pair)
- Amp Draw: 3.0A / 6.0A (Pair)
- Vibration Rating: 21.2 Grms
- Voltage: 9-32V DC
- Beam Pattern: Spot Beam



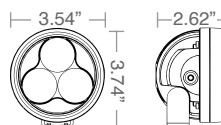
Kit includes harness using DT connector



ITEM #: CR-3SSY / CR-3SSYKIT [PAIR]

3.5" CR-3 SPOT SY 3 LED

- Lumens: 3,000 / 6,000 (Pair)
- Wattage: 36W / 72W (Pair)
- Amp Draw: 3.0A / 6.0A (Pair)
- Vibration Rating: 21.2 Grms
- Voltage: 9-32V DC
- Beam Pattern: Spot Beam



Kit includes harness using DT connector



CANNON RACE SERIES

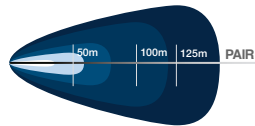
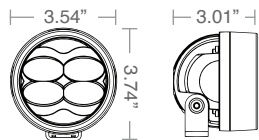
LED POD LIGHTS

Clear lens ideal for wide-open trails | Selective yellow for improved visibility | Robust polycarbonate lens

ITEM #: CR-4 / CR-4KIT [PAIR]

CR-4 FOG SAE 4 LED

- Lumens: 3,000 / 6,000 (Pair)
- Wattage: 40W / 80W (Pair)
- Amp Draw: 3.3A / 6.6A (Pair)
- Vibration Rating: 21.2 Grms
- Voltage: 9-32V DC
- Beam Pattern: SAE Fog Beam

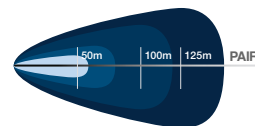
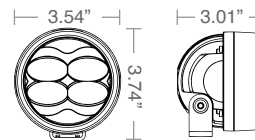


Kit includes harness using DT connector

ITEM #: CR-4SY / CR-4SYKIT [PAIR]

CR-4 FOG SAE SY 4 LED

- Lumens: 3,000 / 6,000 (Pair)
- Wattage: 40W / 80W (Pair)
- Amp Draw: 3.3A / 6.6A (Pair)
- Vibration Rating: 21.2 Grms
- Voltage: 9-32V DC
- Beam Pattern: SAE Fog Beam



Kit includes harness using DT connector



ITEM #: P-CR3SCLKIT

3.5" SPOT 3 LED CLEAR LENSES



ITEM #: P-CR3HCLKIT

3.5" DRIVING 3 LED CLEAR LENSES



ITEM #: P-CR3SSYKIT

3.5" SPOT 3 LED SELECTIVE YELLOW LENSES



ITEM #: P-CR3HSYKIT

3.5" DRIVING 3 LED SELECTIVE YELLOW LENSES



ITEM #: P-CR4CLKIT

3.5" FOG 4 LED CLEAR LENSES



ITEM #: P-CR4SYKIT

3.5" FOG 4 LED SELECTIVE YELLOW LENSES

DURA 2 PRO SERIES

LED POD LIGHTS

▲NEW▼



COMPACT PERFORMANCE

Market leading performance out of a small yet mighty housing

VERSATILITY IN SIZES

With 4 different size options, you can outfit every portion of your vehicle with 1 series

DAYTIME RUNNING GLOW MODE

Operated on a second circuit, you can independently control your lighting style

DURA 2 PRO SERIES

LED POD LIGHTS

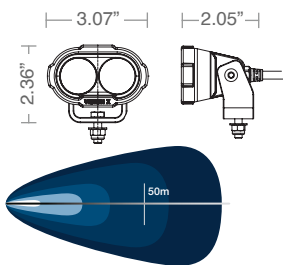
NEW

Compact Performance | Versatile Range of Sizes and Outputs | Integrated DRL Glow Mode

ITEM #: DURA2-DL2CB / DURA2-DL2CBKIT [PAIR]

DURA PRO 2 LED

- Lumens: 1,700 / 3,400 (Pair)
- Wattage: 16W / 32W (Pair)
- Amp Draw: 1.3A / 2.6A (Pair)
- Vibration Rating: 21.2 Grms
- Voltage: 9-32V DC
- IP Rating: IP68 / IP69K
- Beam Pattern: Combo Driving Beam

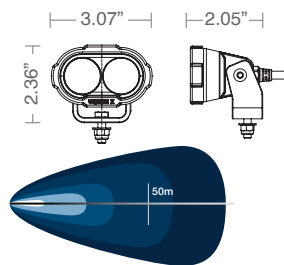


Kit includes harness using DT connector

ITEM #: DURA2-DL2CBSY / DURA2-DL2CBKITSY [PAIR]

DURA PRO SY 2 LED

- Lumens: 1,700 / 3,400 (Pair)
- Wattage: 16W / 32W (Pair)
- Amp Draw: 1.3A / 2.6A (Pair)
- Vibration Rating: 21.2 Grms
- Voltage: 9-32V DC
- IP Rating: IP68 / IP69K
- Beam Pattern: Combo Driving with Selective Yellow

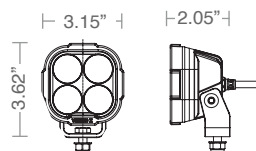


Kit includes harness using DT connector

ITEM #: DURA2-DL4CB / DURA2-DL4CBKIT [PAIR]

DURA PRO 4 LED

- Lumens: 3,400 / 6,800 (Pair)
- Wattage: 32W / 64W (Pair)
- Amp Draw: 2.7A / 5.3A (Pair)
- Vibration Rating: 21.2 Grms
- Voltage: 9-32V DC
- IP Rating: IP68 / IP69K
- Beam Pattern: Combo Driving Beam

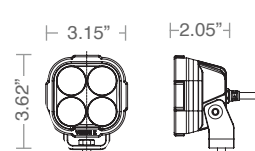


Kit includes harness using DT connector

ITEM #: DURA2-DL4CBSY / DURA2-DL4CBKITSY [PAIR]

DURA PRO SY 4 LED

- Lumens: 3,400 / 6,800 (Pair)
- Wattage: 32W / 64W (Pair)
- Amp Draw: 2.7A / 5.3A (Pair)
- Vibration Rating: 21.2 Grms
- Voltage: 9-32V DC
- IP Rating: IP68 / IP69K
- Beam Pattern: Combo Driving with Selective Yellow



Kit includes harness using DT connector

DURA 2 PRO SERIES

LED POD LIGHTS

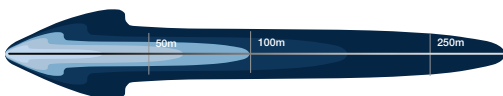
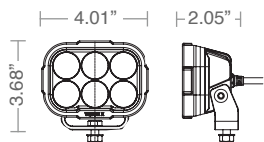


Compact Performance | Versatile Range of Sizes and Outputs | Integrated DRL Glow Mode

ITEM #: DURA2-DL6CB / DURA2-DL6CBKIT [PAIR]

DURA PRO 6 LED

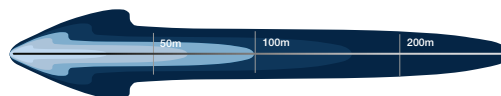
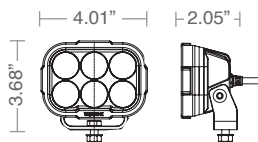
- Lumens: 5,100 / 10,200 (Pair)
- Wattage: 48W / 96W (Pair)
- Amp Draw: 4.0A / 8.0A (Pair)
- Vibration Rating: 21.2 Grms
- Voltage: 9-32V DC
- IP Rating: IP68 / IP69K
- Beam Pattern: Combo Driving Beam



ITEM #: DURA2-DL6CBSY / DURA2-DL6CBKITSY [PAIR]

DURA PRO SY 6 LED

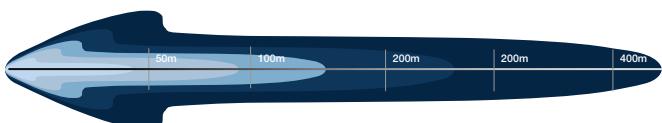
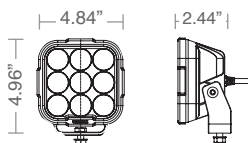
- Lumens: 5,100 / 10,200 (Pair)
- Wattage: 48W / 96W (Pair)
- Amp Draw: 4.0A / 8.0A (Pair)
- Vibration Rating: 21.2 Grms
- Voltage: 9-32V DC
- IP Rating: IP68 / IP69K
- Beam Pattern: Combo Driving with Selective Yellow



ITEM #: DURA2-DL9CB / DURA2-DL9CBKIT [PAIR]

DURA PRO 9 LED

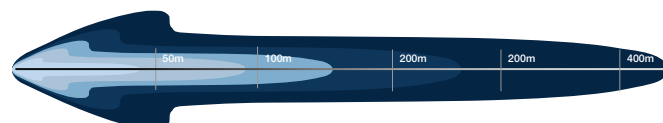
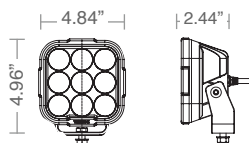
- Lumens: 7,650 / 15,300 (Pair)
- Wattage: 72W / 144W (Pair)
- Amp Draw: 6.0A / 12.0A (Pair)
- Vibration Rating: 21.2 Grms
- Voltage: 9-32V DC
- IP Rating: IP68 / IP69K
- Beam Pattern: Combo Driving Beam



ITEM #: DURA2-DL9CBSY / DURA2-DL9CBKITSY [PAIR]

DURA PRO SY 9 LED

- Lumens: 7,650 / 15,300 (Pair)
- Wattage: 72W / 144W (Pair)
- Amp Draw: 6.0A / 12.0A (Pair)
- Vibration Rating: 21.2 Grms
- Voltage: 9-32V DC
- IP Rating: IP68 / IP69K
- Beam Pattern: Combo Driving with Selective Yellow



SELECTIVE YELLOW

BENEFITS

ENHANCED VISIBILITY IN ADVERSE CONDITIONS

Yellow lenses improve visibility in fog, dust, snow, and rain by reducing glare and scattering light less than clear lenses.

IMPROVED CONTRAST & CLARITY

Yellow light enhances contrast, making it easier to distinguish objects and terrain in low-visibility environments.



REDUCED EYE STRAIN

The softer, warmer tone of yellow light is less harsh on the eyes, reducing fatigue during extended use.

MINIMIZED REFLECTIONS

Yellow lenses reduce reflections off water, snow, or other reflective surfaces, providing a clearer view.

SPECIALIZED APPLICATIONS

Ideal for off-road, industrial, and low-light conditions where clear lenses might cause excessive glare or loss of detail.

explora

BY VISION X

NEW



DUAL COLOR DRL

Switch-back capable amber
& white DRL

CUSTOMIZABLE STYLING

Multi-color trim ring
packages available

VERSATILE RANGE

Full range of driving
lights and light bars

EXPLORA SERIES

LED DRIVING LIGHTS

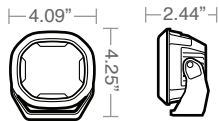
NEW

Switch-back capable amber & white DRL | Multi-color trim ring packages available | Matching range of driving lights and light bars

ITEM #: EX-DL12S / EX-DL12SKIT [PAIR]

4" EXPLORA 12 LED

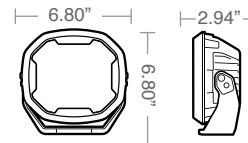
- Lumens: 3,295 / 6,590 (Pair)
- Wattage: 45W / 90W (Pair)
- Amp Draw: 3.75A / 7.5A (Pair)
- Vibration Rating: 21.2 Grms
- Voltage: 9-32V DC
- IP Rating: IP68 / IP69K
- Beam Pattern: Driving Beam



ITEM #: EX-DL24S / EX-DL24SKIT [PAIR]

6" EXPLORA 24 LED

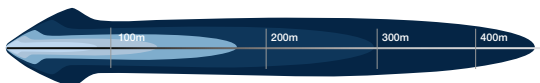
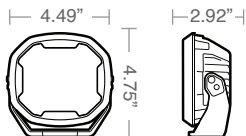
- Lumens: 6,000 / 12,000 (Pair)
- Wattage: 64W / 128W (Pair)
- Amp Draw: 5.33A / 10.67A (Pair)
- Vibration Rating: 21.2 Grms
- Voltage: 9-32V DC
- IP Rating: IP68 / IP69K
- Beam Pattern: Driving Beam



ITEM #: EX-DLX24S / EX-DLX24SKIT [PAIR]

7" EXPLORA 24 LED

- Lumens: 8,160 / 16,320 (Pair)
- Wattage: 120W / 240W (Pair)
- Amp Draw: 10A / 20A (Pair)
- Vibration Rating: 21.2 Grms
- Voltage: 9-32V DC
- IP Rating: IP68 / IP69K
- Beam Pattern: Driving Beam



DUAL COLOR DAYTIME RUNNING LIGHT

Every Explora Series light has the ability to switch between a white or amber position light that can be utilized as a DRL or flash with your blinker.

LIGHT CANNON CG2

LED POD LIGHTS



ADVANCED REFLECTOR

Iris reflector technology delivers focused, powerful beams for superior visibility

PREMIUM CREE LEDS

High-quality Cree LEDs ensure maximum brightness and efficiency

VERSATILE & DURABLE

Adjustable mount and shatterproof lens, ensure durability and versatility

LIGHT CANNON CG2 SERIES

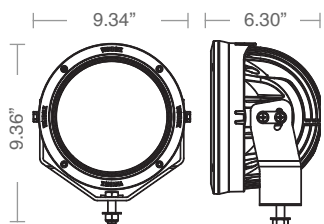
LED POD LIGHTS

Advanced Iris reflector & optic technology | Highest quality Cree LEDs | Adjustable steel trunnion mount

ITEM #: CG2-CPZ810 / CG2-CPZ810KIT [PAIR]

8.7" CG2 SPOT SINGLE LED

- Lumens: 6,200 / 12,400 (Pair)
- Wattage: 100W / 200W (Pair)
- Amp Draw: 8.3A / 16.7A (Pair)
- Vibration Rating: 21.2 Grms
- Voltage: 9-32V DC
- IP Rating: IP68 / IP69K
- Beam Pattern: Spot Beam



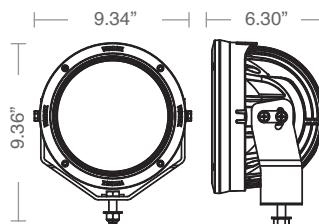
Kit includes harness using DT connector



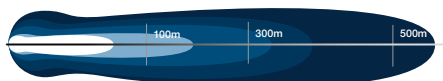
ITEM #: CG2-CPM2410 / CG2-CPM2410KIT [PAIR]

8.7" CG2 DRIVING 24 MULTI-LED

- Lumens: 18,000 / 36,000 (Pair)
- Wattage: 168W / 336W (Pair)
- Amp Draw: 14A / 28A (Pair)
- Vibration Rating: 21.2 Grms
- Voltage: 9-32V DC
- IP Rating: IP68 / IP69K
- Beam Pattern: Driving Beam



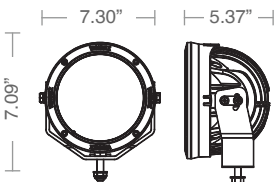
Kit includes harness using DT connector



ITEM #: CG2-CPZ610 / CG2-CPZ610KIT [PAIR]

6.7" CG2 SPOT SINGLE LED

- Lumens: 4,000 / 8,000 (Pair)
- Wattage: 70W / 140W (Pair)
- Amp Draw: 5.8A / 11.7A (Pair)
- Vibration Rating: 21.2 Grms
- Voltage: 9-32V DC
- IP Rating: IP68 / IP69K
- Beam Pattern: Spot Beam



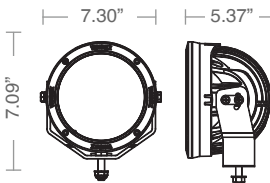
Kit includes harness using DT connector



ITEM #: CG2-CPM1810 / CG2-CPM1810KIT [PAIR]

6.7" CG2 DRIVING 18 MULTI-LED

- Lumens: 13,000 / 27,000 (Pair)
- Wattage: 126W / 252W (Pair)
- Amp Draw: 10.5A / 21A (Pair)
- Vibration Rating: 21.2 Grms
- Voltage: 9-32V DC
- IP Rating: IP68 / IP69K
- Beam Pattern: Driving Beam



Kit includes harness using DT connector



LIGHT CANNON CG2 SERIES

LED POD LIGHTS

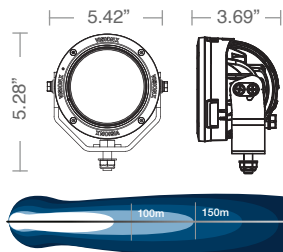
Advanced Iris reflector & optic technology | Highest quality Cree LEDs | Adjustable steel trunnion mount

ITEM #: CG2-CPM710 / CG2-CPM710KIT [PAIR] 4.7" CG2 DRIVING 7 MULTI-LED

- Lumens: 5,250 / 10,500 (Pair)
- Wattage: 49W / 98W (Pair)
- Amp Draw: 4.1A / 8.2A (Pair)
- Vibration Rating: 21.2 Grms
- Voltage: 9-32V DC
- IP Rating: IP68 / IP69K
- Beam Pattern: Driving Beam



Kit includes harness using DT connector

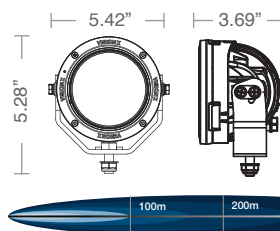


ITEM #: CG2-CPZ110 / CG2-CPZ110KIT [PAIR] 4.7" CG2 SPOT SINGLE LED

- Lumens: 3,000 / 6,000 (Pair)
- Wattage: 40W / 80W (Pair)
- Amp Draw: 3.3A / 6.7A (Pair)
- Vibration Rating: 21.2 Grms
- Voltage: 9-32V DC
- IP Rating: IP68 / IP69K
- Beam Pattern: Spot Beam



Kit includes harness using DT connector

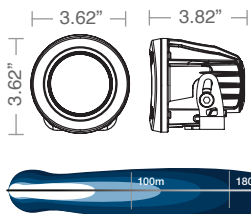


ITEM #: CG2-CPM310 / CG2-CPM310KIT [PAIR] 3.7" CG2 DRIVING 3 MULTI-LED

- Lumens: 2,250 / 4,500 (Pair)
- Wattage: 21W / 42W (Pair)
- Amp Draw: 1.75A / 3.5A (Pair)
- Vibration Rating: 21.2 Grms
- Voltage: 9-32V DC
- IP Rating: IP68 / IP69K
- Beam Pattern: Driving Beam



Kit includes harness using DT connector

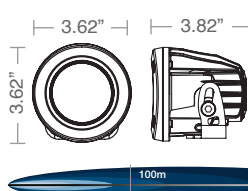


ITEM #: CG2-CPR110 / CG2-CPR110KIT [PAIR] 3.7" CG2 SPOT SINGLE LED

- Lumens: 1,070 / 2,140 (Pair)
- Wattage: 10W / 20W (Pair)
- Amp Draw: 0.8A / 1.7A (Pair)
- Vibration Rating: 21.2 Grms
- Voltage: 9-32V DC
- IP Rating: IP68 / IP69K
- Beam Pattern: Spot Beam



Kit includes harness using DT connector




LIGHT CANNON CG2 SERIES

LED POD LIGHTS

Advanced Iris reflector & optic technology | Highest quality Cree LEDs | Adjustable steel trunnion mount

ITEM #: CG2-OP110 / CG2-OP110KIT [PAIR] 3" CG2 SPOT SINGLE LED

- Lumens: 1,070 / 2,140 (Pair)
- Wattage: 10W / 20W (Pair)
- Amp Draw: 0.8A / 1.7A (Pair)
- Vibration Rating: 21.2 Grms
- Voltage: 9-32V DC
- IP Rating: IP68 / IP69K
- Beam Pattern: Spot Beam



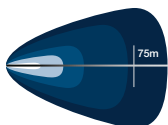
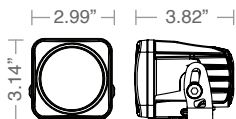
ITEM #: CG2-OPM310 / CG2-OPM310KIT [PAIR] 3" CG2 DRIVING 3 MULTI-LED

- Lumens: 2,250 / 4,500 (Pair)
- Wattage: 21W / 42W (Pair)
- Amp Draw: 1.7A / 3.5A (Pair)
- Vibration Rating: 21.2 Grms
- Voltage: 9-32V DC
- IP Rating: IP68 / IP69K
- Beam Pattern: Driving Beam



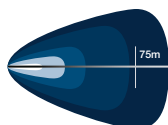
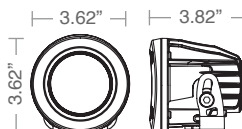
ITEM #: CG2-OP1SAE / CG2-OP1SAEKIT [PAIR] 3" CG2 SQUARE FOG SAE

- Lumens: 4,320 / 7,640 (Pair)
- Wattage: 40W / 80W (Pair)
- Amp Draw: 3.3A / 6.6A (Pair)
- Vibration Rating: 21.2 Grms
- Voltage: 9-32V DC
- IP Rating: IP68 / IP69K
- Beam Pattern: SAE Fog Beam



ITEM #: CG2-CPR1SAE / CG2-CPR1SAEKIT [PAIR] 3.7" CG2 ROUND FOG SAE

- Lumens: 4,320 / 7,640 (Pair)
- Wattage: 40W / 80W (Pair)
- Amp Draw: 3.3A / 6.6A (Pair)
- Vibration Rating: 21.2 Grms
- Voltage: 9-32V DC
- IP Rating: IP68 / IP69K
- Beam Pattern: SAE Fog Beam



LIGHT CANNON CG2 SERIES

ACCESSORIES

Transforms Cannon into 20-lights-in-1 | Shatterproof polycarbonate | Glow-in-the-dark "X"



ITEM #: PCV-8500
8.7" LENS
CLEAR



ITEM #: PCV-8500CB
8.7" LENS
CLEAR COMBO



ITEM #: PCV-8500B
8.7" LENS
BLUE



ITEM #: PCV-8500BCB
8.7" LENS
BLUE COMBO



ITEM #: PCV-8500Y
8.7" LENS
YELLOW



ITEM #: PCV8500YCB
8.7" LENS
YELLOW COMBO



ITEM #: PCV-6500
6.7" LENS
CLEAR



ITEM #: PCV-6500CB
6.7" LENS
CLEAR COMBO



ITEM #: PCV-6500B
6.7" LENS
BLUE



ITEM #: PCV-6500BCB
6.7" LENS
BLUE COMBO



ITEM #: PCV-6500Y
6.7" LENS
YELLOW



ITEM #: PCV-6500YCB
6.7" LENS
YELLOW COMBO



ITEM #: PCV-CP1
4.7" LENS
CLEAR



ITEM #: PCV-CP1CB
4.7" LENS
CLEAR COMBO



ITEM #: PCV-CP1B
4.7" LENS
BLUE



ITEM #: PCV-CP1BCB
4.7" LENS
BLUE COMBO



ITEM #: PCV-CP1Y
4.7" LENS
YELLOW



ITEM #: PCV-CP1YCB
4.7" LENS
YELLOW COMBO



ITEM #: PCV-CP1BL
4.7" COVER
BLACK



ITEM #: PCV-6500BL
6.7" COVER
BLACK



ITEM #: PCV-8500BL
8.7" COVER
BLACK



ITEM #: PCV-OPR1BL
OPTIMUS
BLACK

LIGHT CANNON CG2 SERIES ACCESSORIES

Clear and selective yellow lenses for varied conditions | Gaskets protect against moisture and dust | Cut through dust & fog



ITEM #: P-CG2CP8CLKIT
8.7" CLEAR PAIR
LENSES & GASKETS

For CG2-CPZ810 or
CG2-CPM2410 lights



ITEM #: P-CG2CP6CLKIT
6.7" CLEAR PAIR
LENSES & GASKETS

For CG2-CPZ610 or
CG2-CPM1810 lights



ITEM #: P-CG2CP1CLKIT
4.7" CLEAR PAIR
LENSES & GASKETS

For CG2-CPZ110 or
CG2-CPM710 lights



ITEM #: P-CG2OP1CLKIT
3.0" CLEAR PAIR
LENSES & GASKETS

For CG2-OP110 or
CG2-OPM310 lights



ITEM #: P-CG2CP8SYLKIT
8.7" SY PAIR
LENSES & GASKETS

For CG2-CPZ810 or
CG2-CPM2410 lights



ITEM #: P-CG2CP6SYLKIT
6.7" SY PAIR
LENSES & GASKETS

For CG2-CPZ610 or
CG2-CPM1810 lights



ITEM #: P-CG2CP1SYLKIT
4.7" SY PAIR
LENSES & GASKETS

For CG2-CPZ110 or
CG2-CPM710 lights



ITEM #: P-CG2OP1SYLKIT
3.0" SY PAIR
LENSES & GASKETS

For CG2-OP110, CG2-OPM310,
CG2-CPR110 or CG2-CPM310

DRIVING & FOG LIGHTS **LED LIGHT BARS**





The Vision X LED Light Bars offer powerful, high-performance lighting solutions designed for maximum visibility in a variety of conditions. Built for durability and efficiency, these light bars provide broad, intense illumination for off-road adventures, work sites, and heavy-duty applications. Engineered to withstand harsh environments, Vision X LED Light Bars ensure reliable performance and long-lasting quality, making them the perfect choice for any demanding situation.

34 EXPLORA BY VISION X SERIES

36 SHOCKER SERIES

38 UNITE MODULAR SERIES

46 XPL HALO SERIES

50 XPL SAE AUX SERIES

51 XPL CHASER SERIES

52 XPR SERIES

explora

BY VISION X

NEW



DUAL COLOR DRL

Switch-back capable amber
& white DRL

CUSTOMIZABLE STYLING

Multi-color trim ring
packages available

VERSATILE RANGE

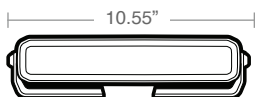
Matching range of driving
lights and light bars



ITEM #: EX-LB8S

10" EXPLORA SINGLE ROW

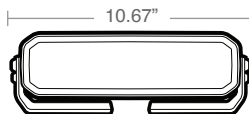
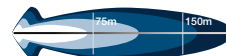
- Lumens: 2,700
- Wattage: 40W
- Amp Draw: 3.33A
- Vibration Rating: 21.2 Grms
- IP Rating: IP68 / IP69K
- Voltage: 9-32V DC



ITEM #: EX-LB2.8S

10" EXPLORA DOUBLE ROW

- Lumens: 5,680
- Wattage: 60W
- Amp Draw: 5.0A
- Vibration Rating: 21.2 Grms
- IP Rating: IP68 / IP69K
- Voltage: 9-32V DC



EXPLORA SERIES

LIGHT BARS

NEW

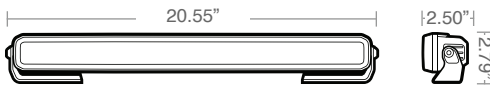
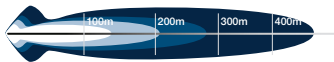
Switch-back capable amber & white DRL | Multi-color trim ring packages available | Matching range of driving lights and light bars



ITEM #: EX-LB18S

20" EXPLORA SINGLE ROW

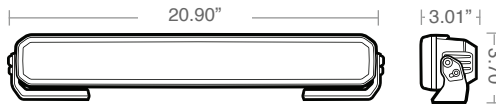
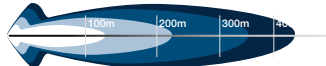
- Lumens: 6,120
- Voltage: 9-32V DC
- Wattage: 90W
- IP Rating: IP68 / IP69K
- Amp Draw: 7.5A
- Beam Pattern: Driving
- Vibration Rating: 21.2 Grms



ITEM #: EX-LB2.18S

20" EXPLORA DOUBLE ROW

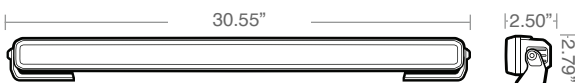
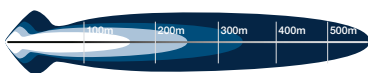
- Lumens: 12,240
- Voltage: 9-32V DC
- Wattage: 180W
- IP Rating: IP68 / IP69K
- Amp Draw: 15A
- Beam Pattern: Driving
- Vibration Rating: 21.2 Grms



ITEM #: EX-LB28S

30" EXPLORA SINGLE ROW

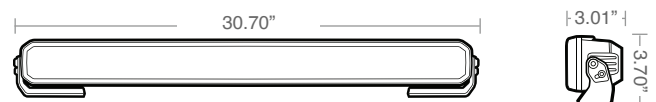
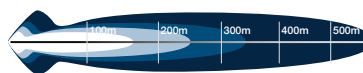
- Lumens: 9,500
- Voltage: 9-32V DC
- Wattage: 140W
- IP Rating: IP68 / IP69K
- Amp Draw: 11.67A
- Beam Pattern: Driving
- Vibration Rating: 21.2 Grms



ITEM #: EX-LB2.28S

30" EXPLORA DOUBLE ROW

- Lumens: 16,800
- Voltage: 9-32V DC
- Wattage: 280W
- IP Rating: IP68 / IP69K
- Amp Draw: 23.33A
- Beam Pattern: Driving
- Vibration Rating: 21.2 Grms



SHOCKER SERIES LED LIGHT BARS

SHOCKER
DUAL ACTION LED LIGHT BAR

DUAL FUNCTION

Dual-function
lighting technology

WIDE BEAM

Wide spread to light
up edge of roadway

LONG DISTANCE

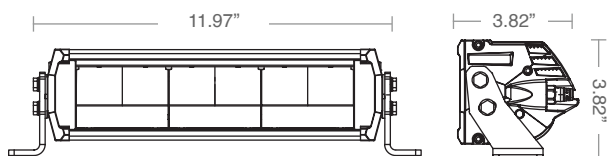
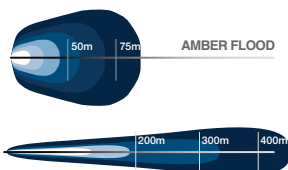
Long distance vector
reflector technology



ITEM #: SHK-BV6WPA

12" SHOCKER BAR 6 LED

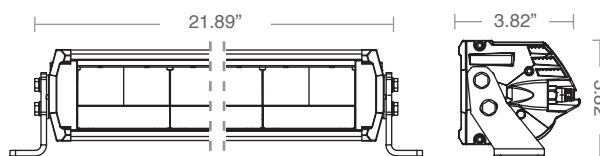
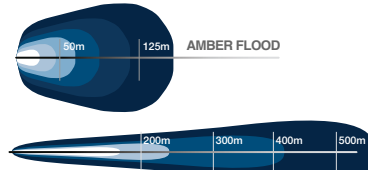
- Lumens: 6,420 [White] / 3,550 [Amber]
- Wattage: 60W [White] / 70W [Amber]
- Amp Draw: 5.0A [White] / 5.8A [Amber]
- Vibration Rating: 21.2 Grms
- Voltage: 9-32V DC



ITEM #: SHK-BV12WPA

20" SHOCKER BAR 12 LED

- Lumens: 12,840 [White] / 7,100 [Amber]
- Wattage: 125W [White] / 200W [Amber]
- Amp Draw: 10.4A [White] / 11.7A [Amber]
- Vibration Rating: 21.2 Grms
- Voltage: 9-32V DC



SHOCKER SERIES

LED LIGHT BARS


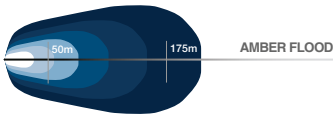
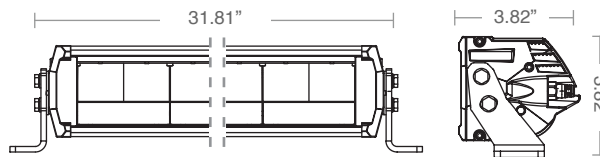
Dual function lighting technology | Wide spread beam to light up edge of roadway | Long distance vector reflector technology



ITEM #: SHK-BV18WPA

30" SHOCKER BAR 18 LED

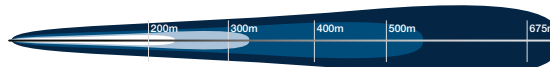
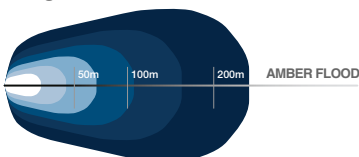
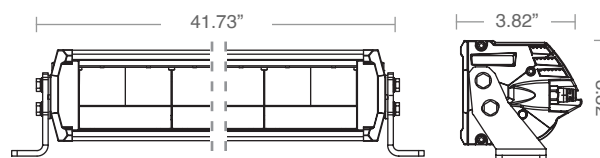
- **Lumens:** 19,260 [White] / 10,650 [Amber]
- **Wattage:** 195W [White] / 300W [Amber]
- **Amp Draw:** 16.3A [White] / 25A [Amber]
- **Vibration Rating:** 21.2 Grms
- **Voltage:** 9-32V DC



ITEM #: SHK-BV24WPA

40" SHOCKER BAR 24 LED

- **Lumens:** 25,680 [White] / 14,200 [Amber]
- **Wattage:** 250W [White] / 300W [Amber]
- **Amp Draw:** 20.8A [White] / 31.7A [Amber]
- **Vibration Rating:** 21.2 Grms
- **Voltage:** 9-32V DC



UNITE MODULAR SERIES

LED LIGHT BARS

UNITE



ADVANCED TECHNOLOGY

Advanced Iris reflector
and optic technology

HIGHEST QUALITY

Highest quality
CREE LEDs

ADJUSTABLE MOUNT

Adjustable steel
trunnion mount

UNITE MODULAR SERIES

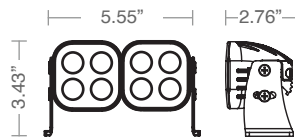
LED LIGHT BARS

Combining lighting power and customization | Quick-connect mounting rail system | Heavy-duty adjustable wing mounts included

ITEM #: VXU-B6EMH-SP

6" UNITE LIGHT BAR BLACKOUT

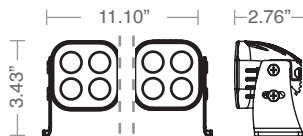
- Lumens: 4,224
- Wattage: 40W
- Amp Draw: 3.3A
- Vibration Rating: 21.2 Grms
- Voltage: 9-32V DC
- Beam Pattern: Spot



ITEM #: VXU-B12EMH-XX

12" LIGHT BAR MODULAR

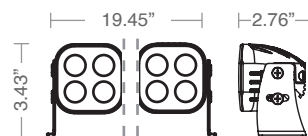
- Lumens: 8,448
- Wattage: 80W
- Amp Draw: 6.9A
- Vibration Rating: 21.2 Grms
- Voltage: 9-32V DC
- Beam Type: **SP** Spot Beam, **CB** Combo Driving Beam, **CBSY** Combo Driving Beam White/Selective Yellow
Replace **XX** with beam type



ITEM #: VXU-B20EMH-XX

20" UNITE LIGHT BAR BLACKOUT

- Lumens: 14,784
- Wattage: 140W
- Amp Draw: 11.7A
- Vibration Rating: 21.2 Grms
- Voltage: 9-32V DC
- Beam Type: **SP** Spot Beam, **CB** Combo Driving Beam, **CBSY** Combo Driving Beam White/Selective Yellow
Replace **XX** with beam type



UNITE MODULAR SERIES

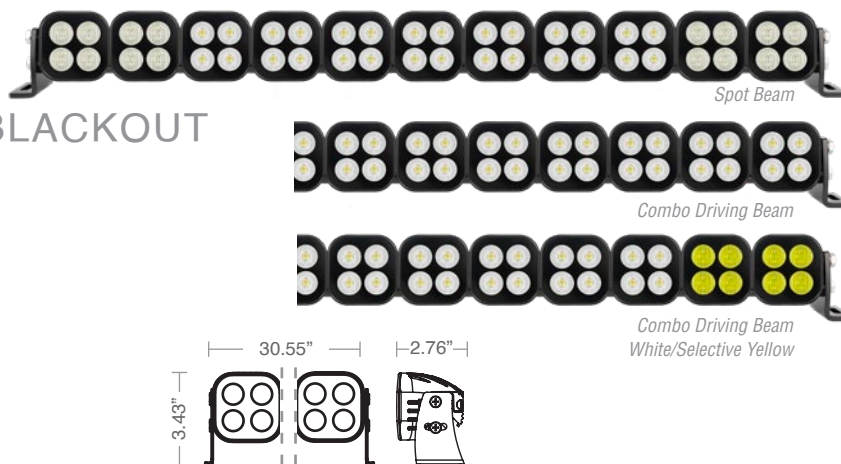
LED LIGHT BARS

Combining lighting power and customization | Quick-connect mounting rail system | Heavy-duty adjustable wing mounts included

ITEM #: VXU-B30EMH-XX

30" UNITE LIGHT BAR BLACKOUT

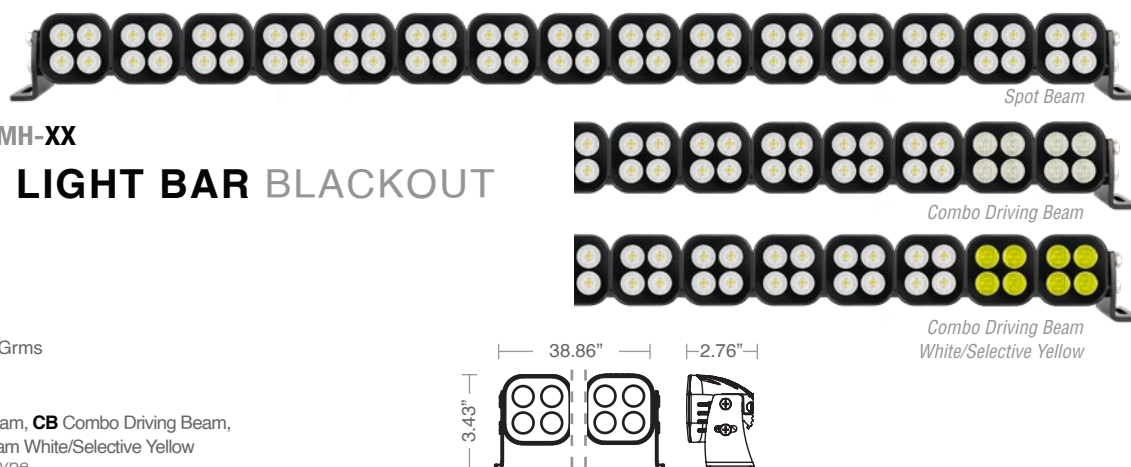
- Lumens: 23,232
- Wattage: 220W
- Amp Draw: 18.4A
- Vibration Rating: 21.2 Grms
- Voltage: 9-32V DC
- Beam Type: **SP** Spot Beam, **CB** Combo Driving Beam, **CBSY** Combo Driving Beam White/Selective Yellow
Replace XX with beam type



ITEM #: VXU-B40EMH-XX

40" UNITE LIGHT BAR BLACKOUT


- Lumens: 31,680
- Wattage: 300W
- Amp Draw: 25.0A
- Vibration Rating: 21.2 Grms
- Voltage: 9-32V DC
- Beam Type: **SP** Spot Beam, **CB** Combo Driving Beam, **CBSY** Combo Driving Beam White/Selective Yellow
Replace XX with beam type



ITEM #: VXU-B50EMH-XX

50" UNITE LIGHT BAR BLACKOUT

- Lumens: 38,016
- Wattage: 360W
- Amp Draw: 30.0A
- Vibration Rating: 21.2 Grms
- Voltage: 9-32V DC
- Beam Type: **SP** Spot Beam, **CB** Combo Driving Beam, **CBSY** Combo Driving Beam White/Selective Yellow
Replace XX with beam type



UNITE



UNITE CURVED SERIES

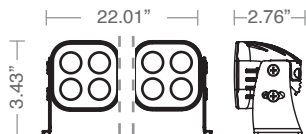
LED LIGHT BARS

Combining lighting power and customization | Quick-connect curved mounting rail system | Heavy-duty adjustable wing mounts included

ITEM #: VXU-CB20EMH-XX

20" UNITE CURVED BLACKOUT

- Lumens: 14,784
- Wattage: 140W
- Amp Draw: 11.7A
- Vibration Rating: 21.2 Grms
- Voltage: 9-32V DC
- Beam Type: **SP** Spot Beam, **CB** Combo Driving Beam, **CBSY** Combo Driving Beam White/Selective Yellow
Replace **XX** with beam type



Spot Beam



Combo Driving Beam



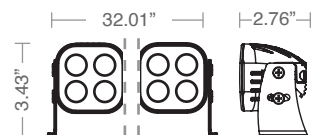
Combo Driving Beam White/Selective Yellow



ITEM #: VXU-CB30EMH-XX

30" UNITE CURVED BLACKOUT

- Lumens: 23,232
- Wattage: 220W
- Amp Draw: 18.4A
- Vibration Rating: 21.2 Grms
- Voltage: 9-32V DC
- Beam Type: **SP** Spot Beam, **CB** Combo Driving Beam, **CBSY** Combo Driving Beam White/Selective Yellow
Replace **XX** with beam type



Spot Beam



Combo Driving Beam



Combo Driving Beam White/Selective Yellow



UNITE CURVED SERIES


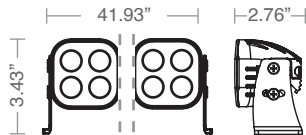
LED LIGHT BARS

Combining lighting power and customization | Quick-connect curved mounting rail system | Heavy-duty adjustable wing mounts included

ITEM #: VXU-CB40EMH-XX

40" UNITE CURVED BLACKOUT


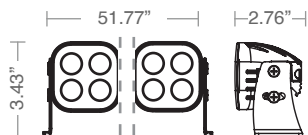
- Lumens: 31,680
- Wattage: 300W
- Amp Draw: 25.0A
- Vibration Rating: 21.2 Grms
- Voltage: 9-32V DC
- Beam Type: **SP** Spot Beam, **CB** Combo Driving Beam, **CBSY** Combo Driving Beam White/Selective Yellow
Replace **XX** with beam type



ITEM #: VXU-CB50EMH-XX

50" UNITE CURVED BLACKOUT

- Lumens: 38,016
- Wattage: 360W
- Amp Draw: 30.0A
- Vibration Rating: 21.2 Grms
- Voltage: 9-32V DC
- Beam Type: **SP** Spot Beam, **CB** Combo Driving Beam, **CBSY** Combo Driving Beam White/Selective Yellow
Replace **XX** with beam type



UNITE MODULAR SERIES

LED LIGHT BARS

Build a light bar with endless configurations | Quick connect mounting rail system | Slide on an swap around modules of choice

ITEM #: VXU-SB440

FLOOD LED POD

- Lumens: 2,112
- Wattage: 20W
- Amp Draw: 1.7A
- Vibration Rating: 21.2 Grms
- Voltage: 9-32V DC
- Beam Pattern: Spot



ITEM #: VXU-SB440SY

FLOOD SY LED POD

- Lumens: 2,112
- Wattage: 20W
- Amp Draw: 1.7A
- Vibration Rating: 21.2 Grms
- Voltage: 9-32V DC
- Beam Pattern: Spot



ITEM #: VXU-SB440AL

FLOOD AMBER LED POD

- Lumens: 2,112
- Wattage: 20W
- Amp Draw: 1.7A
- Vibration Rating: 21.2 Grms
- Voltage: 9-32V DC
- Beam Pattern: Spot



ITEM #: VXU-SB410

SPOT LED POD

- Lumens: 2,112
- Wattage: 20W
- Amp Draw: 1.7A
- Vibration Rating: 21.2 Grms
- Voltage: 9-32V DC
- Beam Pattern: Spot



ITEM #: VXU-SB410SY

SPOT SY LED POD

- Lumens: 2,112
- Wattage: 20W
- Amp Draw: 1.7A
- Vibration Rating: 21.2 Grms
- Voltage: 9-32V DC
- Beam Pattern: Spot



ITEM #: VXU-SB410AL

SPOT AMBER LED POD

- Lumens: 2,112
- Wattage: 20W
- Amp Draw: 1.7A
- Vibration Rating: 21.2 Grms
- Voltage: 9-32V DC
- Beam Pattern: Spot



ITEM #: VXU-SB4E1545

ELLIPTICAL LED POD

- Lumens: 2,112
- Wattage: 20W
- Amp Draw: 1.7A
- Vibration Rating: 21.2 Grms
- Voltage: 9-32V DC
- Beam Pattern: Spot



ITEM #: VXU-SB4E1545SY

ELLIPTICAL SY LED POD

- Lumens: 2,112
- Wattage: 20W
- Amp Draw: 1.7A
- Vibration Rating: 21.2 Grms
- Voltage: 9-32V DC
- Beam Pattern: Spot



ITEM #: VXU-SB4E1545AL

ELLIPTICAL AMBER LED POD

- Lumens: 2,112
- Wattage: 20W
- Amp Draw: 1.7A
- Vibration Rating: 21.2 Grms
- Voltage: 9-32V DC
- Beam Pattern: Spot



UNITE MODULAR SERIES ACCESSORIES

Quick-connect curved mounting rail system to build a custom lightbar | Kits include the rail only, for replacement or custom configuration



ITEM #: VXU-MB6EMH

6" MOUNTING KIT

- For # Pods: 2
- Includes: Harness & hardware



ITEM #: VXU-MB12EMH

12" MOUNTING KIT

- For # Pods: 4
- Includes: Harness & hardware



ITEM #: VXU-MB20EMH

20" MOUNTING KIT

- For # Pods: 7
- Includes: Harness & hardware



ITEM #: VXU-MB30EMH

30" MOUNTING KIT

- For # Pods: 11
- Includes: Harness & hardware



ITEM #: VXU-MB40EMH

40" MOUNTING KIT

- For # Pods: 7
- Includes: Harness & hardware



ITEM #: VXU-MB50EMH

50" MOUNTING KIT

- For # Pods: 18
- Includes: Harness & hardware



ITEM #: VXU-CMB20EMH

20" CURVED KIT

- For # Pods: 7
- Includes: End mount L brackets & hardware



ITEM #: VXU-CMB30EMH

30" CURVED KIT

- For # Pods: 7
- Includes: End mount L brackets & hardware



ITEM #: VXU-CMB40EMH

40" CURVED KIT

- For # Pods: 15
- Includes: End mount L brackets & hardware



ITEM #: VXU-CMB50EMH

50" CURVED KIT

- For # Pods: 18
- Includes: End mount L brackets & hardware



ITEM #: VXU-CMB54EMH

54" CURVED KIT

- For # Pods: 20
- Includes: End mount L brackets & hardware

XPL HALO SERIES

LED LIGHT BARS

XPL
LO-PRO LIGHT BAR SERIES

VERSATILE CURVE

Fits snugly onto a wide range of vehicle types, ensuring a seamless integration

LONG DISTANCE BEAM

Iris Reflector Technology ensures maximum distance out of each LED

LOW PROFILE HOUSING

At only 2" high the XPL delivers slim, style, and performance

XPL HALO SERIES

LED LIGHT BARS

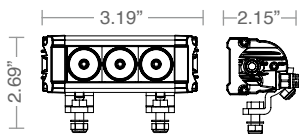
Ultra-slim housing design | Multiple mounting options | back-lit halo function



ITEM #: XPL-H3EMH / XPL-H3SYEMH [SY]

6" XPL LIGHT BAR 3 LED

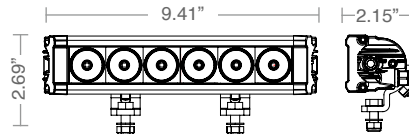
- Lumens: 1,605
- Voltage: 9-32V DC
- Wattage: 15W
- Mounting: Includes end cap mounting L bracket and harness
- Amp Draw: 1.3A
- Beam Pattern: Spot
- Vibration Rating: 21.2 Grms
- Optional selective yellow [SY]



ITEM #: XPL-H6EMH / XPL-H6SYEMH [SY]

9" XPL LIGHT BAR 6 LED

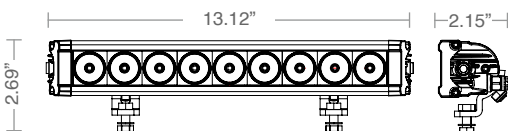
- Lumens: 3,210
- Voltage: 9-32V DC
- Wattage: 30W
- Mounting: Includes end cap mounting L bracket and harness
- Amp Draw: 2.5A
- Beam Pattern: Spot
- Vibration Rating: 21.2 Grms
- Optional selective yellow [SY]



ITEM #: XPL-H9EMH / XPL-H9SYEMH [SY]

13" XPL LIGHT BAR 9 LED

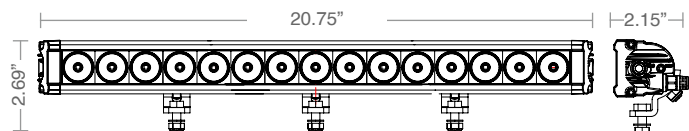

- Lumens: 4,815
- Voltage: 9-32V DC
- Wattage: 45W
- Mounting: Includes end cap mounting L bracket and harness
- Amp Draw: 3.8A
- Beam Pattern: Spot
- Vibration Rating: 21.2 Grms
- Optional selective yellow [SY]



ITEM #: XPL-H15EMH / XPL-H15SYEMH [SY]

21" XPL LIGHT BAR 15 LED

- Lumens: 8,025
- Voltage: 9-32V DC
- Wattage: 75W
- Mounting: Includes end cap mounting L bracket and harness
- Amp Draw: 6.3A
- Beam Pattern: Spot
- Vibration Rating: 21.2 Grms
- Optional selective yellow [SY]



XPL HALO SERIES

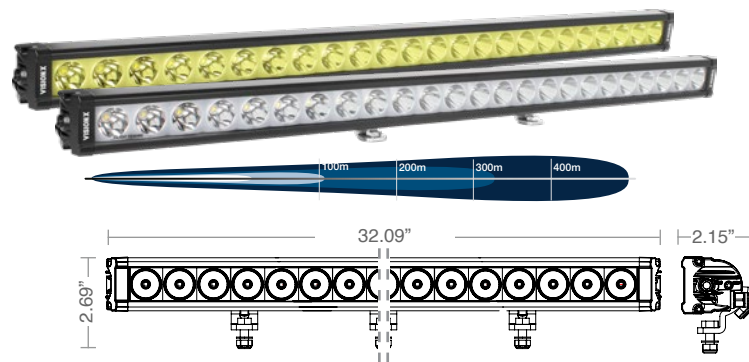
LED LIGHT BARS

Ultra slim housing design | Multiple mounting options | back-lit halo function

ITEM #: XPL-H24EMH / XPL-H24SYEMH [SY]

32" XPL LIGHT BAR 24 LED

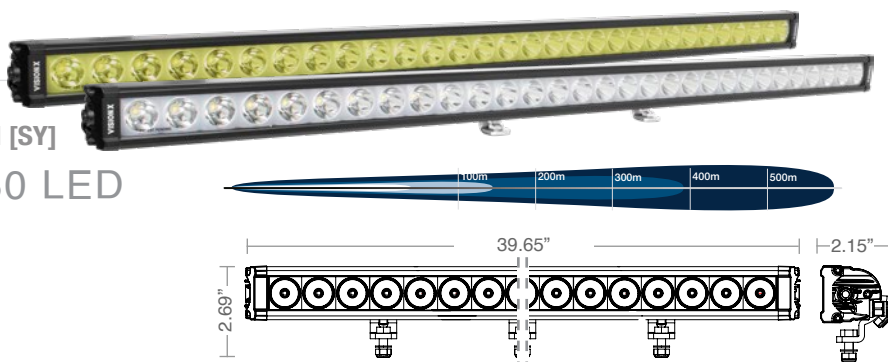
- Lumens: 12,740
- Wattage: 120W
- Amp Draw: 10.0A
- Vibration Rating: 21.2 Grms
- Voltage: 9-32V DC
- Mounting: Includes end cap mounting L bracket and harness
- Beam Pattern: Spot, *Optional selective yellow [SY]*



ITEM #: XPL-H30EMH / XPL-H30SYEMH [SY]

40" XPL LIGHT BAR 30 LED

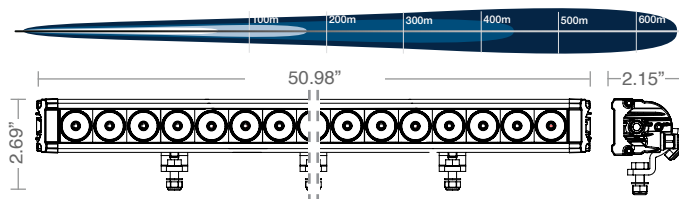
- Lumens: 16,050
- Wattage: 150W
- Amp Draw: 12.5A
- Vibration Rating: 21.2 Grms
- Voltage: 9-32V DC
- Mounting: Includes end cap mounting L bracket and harness
- Beam Pattern: Spot, *Optional selective yellow [SY]*



ITEM #: XPL-H39EMH / XPL-H39SYEMH [SY]

51" XPL LIGHT BAR 39 LED

- Lumens: 20,865
- Wattage: 195W
- Amp Draw: 16.3A
- Vibration Rating: 21.2 Grms
- Voltage: 9-32V DC
- Mounting: Includes end cap mounting L bracket and harness
- Beam Pattern: Spot, *Optional selective yellow [SY]*



ITEM #: PCV-XPLXBL
STREET LEGAL COVER

3 = 3 LED [6"], 6 = 6 LED [9"], 9 = 9 LED [13"], 15 = 15 LED [21"],
24 = 24 LED [32"], 30 = 30 LED [40"], 39 = 39 LED [51"]

Replace X with cover size



ITEM #: XPL-LEM
L BRACKETS
PAIR

XPL CURVED SERIES

LED LIGHT BARS

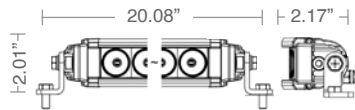
Ultra-slim housing design daytime running | Halo multiple mounting options | Curved design ensures snug fit for various vehicle applications



ITEM #: XPL-HC15EMH

20" XPL CURVED BAR 15 LED


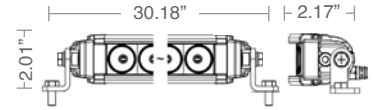
- Lumens: 8,025
- Wattage: 75W
- Amp Draw: 6.3A
- Vibration Rating: 21.2 Grms
- Voltage: 9-32V DC
- Beam Pattern: Spot
- Mounting: Includes end cap mounting L bracket and harness



ITEM #: XPL-HC23EMH

30" XPL CURVED BAR 23 LED

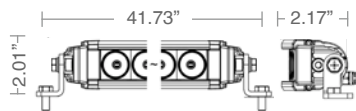
- Lumens: 12,305
- Wattage: 115W
- Amp Draw: 9.6A
- Vibration Rating: 21.2 Grms
- Voltage: 9-32V DC
- Beam Pattern: Spot
- Mounting: Includes end cap mounting L bracket and harness



ITEM #: XPL-HC31EMH

40" XPL CURVED BAR 31 LED

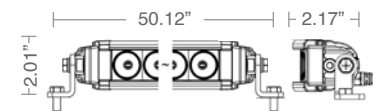
- Lumens: 16,585
- Wattage: 155W
- Amp Draw: 12.9A
- Vibration Rating: 21.2 Grms
- Voltage: 9-32V DC
- Beam Pattern: Spot
- Mounting: Includes end cap mounting L bracket and harness



ITEM #: XPL-HC39EMH

50" XPL CURVED BAR 39 LED

- Lumens: 20,865
- Wattage: 195W
- Amp Draw: 16.3A
- Vibration Rating: 21.2 Grms
- Voltage: 9-32V DC
- Beam Pattern: Spot
- Mounting: Includes end cap mounting L bracket and harness



XPL SAE SERIES

LED LIGHT BARS

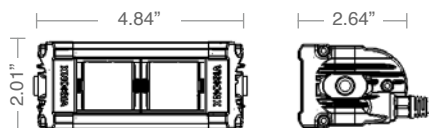
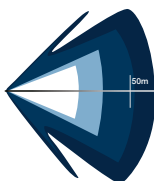
Ultra slim housing design | Multiple mounting options | back-lit halo function



ITEM #: XPL-SAE2EMH / XPL-SAE2SYEMH [SY]

5" XPL SAE FOG 2 LED

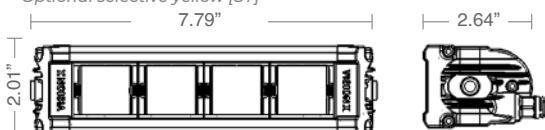
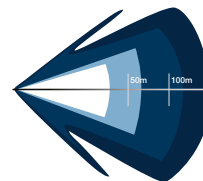
- Lumens: 1,610
- Wattage: 15W
- Amp Draw: 1.3A
- Vibration Rating: 21.2 Grms
- Voltage: 9-32V DC
- Mounting: Includes end cap mounting L bracket and harness
- Beam Pattern: Spot
Optional selective yellow [SY]



ITEM #: XPL-SAE4EMH / XPL-SAE4SYEMH [SY]

8" XPL SAE FOG 4 LED

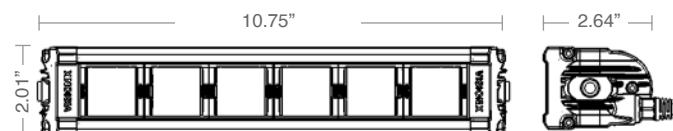
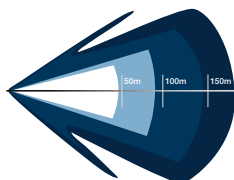
- Lumens: 3,220
- Wattage: 27W
- Amp Draw: 2.3A
- Vibration Rating: 21.2 Grms
- Voltage: 9-32V DC
- Mounting: Includes end cap mounting L bracket and harness
- Beam Pattern: Spot
Optional selective yellow [SY]



ITEM #: XPL-SAE6EMH / XPL-SAE6SYEMH [SY]

12" XPL SAE FOG 6 LED

- Lumens: 4,860
- Wattage: 34W
- Amp Draw: 2.8A
- Vibration Rating: 21.2 Grms
- Voltage: 9-32V DC
- Mounting: Includes end cap mounting L bracket and harness
- Beam Pattern: Spot
Optional selective yellow [SY]



XPL CHASER SERIES


LED LIGHT BARS



ITEM #: XPL-CBSR28

28" XPL CHASER REAR BAR


- Wattage: 69W
- Amp Draw: 5.8A
- Vibration Rating: 21.2 Grms
- Voltage: 9-32V DC



ITEM #: XPL-CBSR35

35" XPL CHASER REAR BAR

- Wattage: 98W
- Amp Draw: 8.2A
- Vibration Rating: 21.2 Grms
- Voltage: 9-32V DC



XPR HALO SERIES

LED LIGHT BARS



POWERFUL SPOT BEAM

Upgraded reflectors deliver a focused, long-distance beam for superior visibility

SIDE ILLUMINATION

Tilted end reflectors provide extra side lighting for better coverage

SMOOTH BACK-LIT HALO

Operate as daytime running halo for an ultra smooth glow

XPR HALO SERIES

LED LIGHT BARS

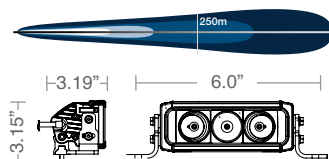
Upgraded reflectors for unmatched spot beam | Dual mounting standard | Available with Selective Yellow Lens



ITEM #: XPR-H3S / XPR-H3SSY [SY]

6" XPR HALO BAR 3 LED

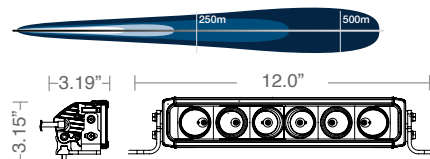
- Lumens: 8,025
- Wattage: 75W
- Amp Draw: 6.3A
- Vibration Rating: 21.2 Grms
- Voltage: 9-32V DC
- Mounting: Includes end cap mounting L bracket and harness
- Beam Pattern: Spot, *Optional selective yellow [SY]*



ITEM #: XPR-H6S / XPR-H6SSY [SY]

12" XPR HALO BAR 6 LED

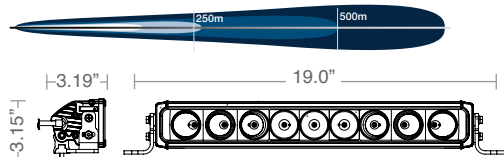
- Lumens: 8,025
- Wattage: 75W
- Amp Draw: 6.3A
- Vibration Rating: 21.2 Grms
- Voltage: 9-32V DC
- Mounting: Includes end cap mounting L bracket and harness
- Beam Pattern: Spot, *Optional selective yellow [SY]*



ITEM #: XPR-H9S / XPR-H6SSY [SY]

19" XPR HALO BAR 9 LED

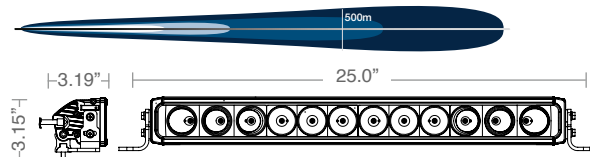
- Lumens: 16,585
- Wattage: 155W
- Amp Draw: 12.9A
- Vibration Rating: 21.2 Grms
- Voltage: 9-32V DC
- Mounting: Includes end cap mounting L bracket and harness
- Beam Pattern: Spot, *Optional selective yellow [SY]*



ITEM #: XPR-H12S / XPR-H12SSY [SY]

25" XPR HALO BAR 12 LED

- Lumens: 16,585
- Wattage: 155W
- Amp Draw: 12.9A
- Vibration Rating: 21.2 Grms
- Voltage: 9-32V DC
- Mounting: Includes end cap mounting L bracket and harness
- Beam Pattern: Spot, *Optional selective yellow [SY]*



XPR HALO SERIES

LED LIGHT BARS

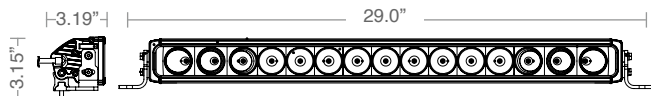
Tilted reflectors on the ends for side illumination | Dual mounting standard | Available with Selective Yellow Lens



ITEM #: XPR-H15M / XPR-H15MSY [SY]

30" XPR HALO BAR 15 LED

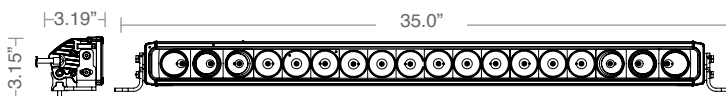
- Lumens: 1,610
- Voltage: 9-32V DC
- Wattage: 15W
- Mounting: Includes end cap mounting L bracket and harness
- Amp Draw: 1.3A
- Beam Pattern: Mixed beam
- Vibration Rating: 21.2 Grms
- Optional selective yellow [SY]



ITEM #: XPR-H18M / XPR-H18MSY [SY]

35" XPR HALO BAR 18 LED

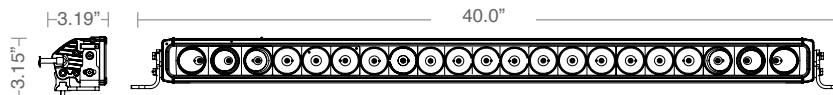
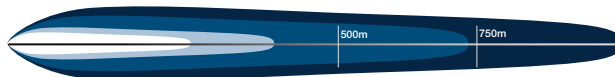
- Lumens: 3,220
- Voltage: 9-32V DC
- Wattage: 27W
- Mounting: Includes end cap mounting L bracket and harness
- Amp Draw: 2.3A
- Beam Pattern: Mixed beam
- Vibration Rating: 21.2 Grms
- Optional selective yellow [SY]



ITEM #: XPR-H21M / XPR-H21MSY [SY]

40" XPR HALO BAR 21 LED

- Lumens: 4,860
- Voltage: 9-32V DC
- Wattage: 34W
- Mounting: Includes end cap mounting L bracket and harness
- Amp Draw: 2.8A
- Beam Pattern: Mixed beam
- Vibration Rating: 21.2 Grms
- Optional selective yellow [SY]



VISION X LIGHTING

ITEM #: PCV-XPXSBL

STREET LEGAL COVER

3 = 3 LED [6"], 6 = 6 LED [12"], 9 = 9 LED [19"],
12 = 12 LED [24"], 15 = 15 LED [30"],
18 = 18 LED [34"], 21 = 21 LED [40"],
24 = 24 LED [45"], 27 = 27 LED [51"]

Replace X with cover size

XPR HALO SERIES

LED LIGHT BARS

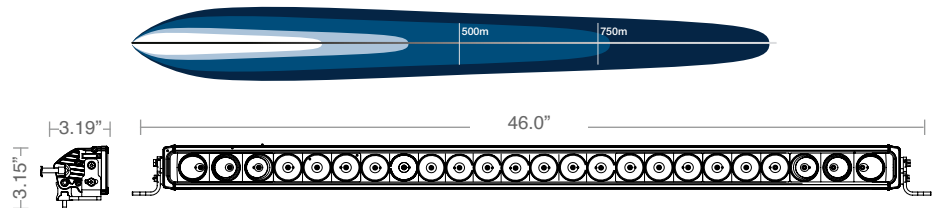
Upgraded reflectors for unmatched spot beam | Dual mounting standard | Smooth back-lit halo function



ITEM #: XPR-H24M / XPR-H24MSY [SY]

46" XPR HALO BAR 24 LED

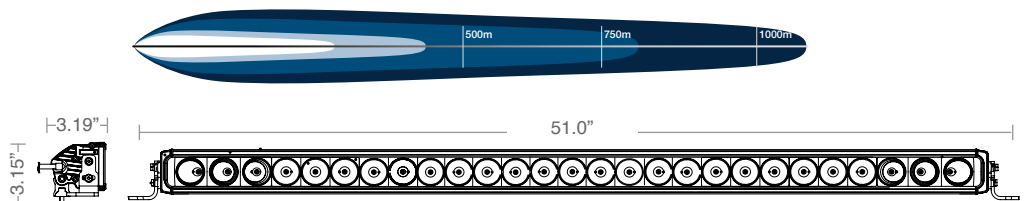
- Lumens: 25,896
- Wattage: 240W
- Amp Draw: 20.0A
- Vibration Rating: 21.2 Grms
- Voltage: 9-32V DC
- Mounting: Includes end cap mounting L bracket and harness
- Beam Pattern: Mixed beam
Optional selective yellow [SY]



ITEM #: XPR-H27M / XPR-H27MSY [SY]

51" XPR HALO BAR 27 LED

- Lumens: 29,133
- Wattage: 270W
- Amp Draw: 22.5A
- Vibration Rating: 21.2 Grms
- Voltage: 9-32V DC
- Mounting: Includes end cap mounting L bracket and harness
- Beam Pattern: Mixed beam
Optional selective yellow [SY]



XPR HALO CURVED SERIES

LED LIGHT BARS

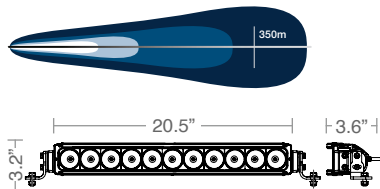
Upgraded reflectors for unmatched spot beam | Dual mounting standard | Smooth back-lit halo function



ITEM #: XPR-HC11EMH

20" XPR CURVED 11 LED

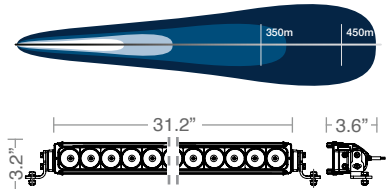
- Lumens: 11,880
- Wattage: 110W
- Amp Draw: 9.2A
- Vibration Rating: 21.2 Grms
- Voltage: 9-32V DC
- Beam Pattern: Mixed beam
- Mounting: Includes end cap mounting L bracket and harness



ITEM #: XPR-HC17EMH

30" XPR CURVED 17 LED

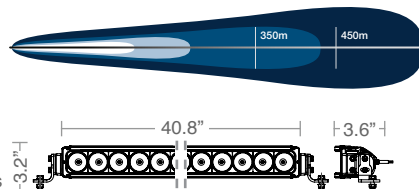
- Lumens: 18,360
- Wattage: 170W
- Amp Draw: 14.2A
- Vibration Rating: 21.2 Grms
- Voltage: 9-32V DC
- Beam Pattern: Mixed beam
- Mounting: Includes end cap mounting L bracket and harness



ITEM #: XPR-HC22EMH

40" XPR CURVED 22 LED

- Lumens: 23,760
- Wattage: 220W
- Amp Draw: 18.3A
- Vibration Rating: 21.2 Grms
- Voltage: 9-32V DC
- Beam Pattern: Mixed beam
- Mounting: Includes end cap mounting L bracket and harness



XPR HALO CURVED SERIES

LED LIGHT BARS

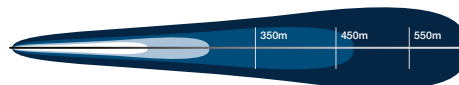
Radiused housing designed to match vehicle curves | Dual mounting standard | Long-distance Iris reflector technology



ITEM #: XPR-HC28EMH

50" XPR CURVED 28 LED

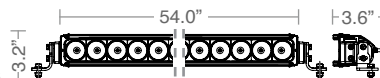
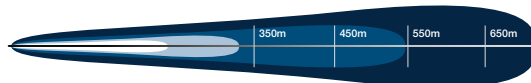
- Lumens: 30,240
- Wattage: 280W
- Amp Draw: 23,3A
- Vibration Rating: 21.2 Grms
- Voltage: 9-32V DC
- Beam Pattern: Mixed beam
- Mounting: Includes end cap mounting L bracket and harness



ITEM #: XPR-HC30EMH

54" XPR CURVED 30 LED

- Lumens: 32,400
- Wattage: 300W
- Amp Draw: 25.0A
- Vibration Rating: 21.2 Grms
- Voltage: 9-32V DC
- Beam Pattern: Mixed beam
- Mounting: Includes end cap mounting L bracket and harness



DRIVING & FOG LIGHTS HEADLIGHTS





The Vision X LED Headlights category delivers advanced lighting solutions for enhanced visibility and safety. Designed for durability and superior performance, these headlights provide powerful, clear illumination for a variety of vehicles and applications. Engineered to withstand tough conditions, Vision X LED Headlights ensure long-lasting, reliable lighting, making them an ideal choice for both on-road and off-road use.

60 VX LED SERIES

63 VX HALOGEN SERIES

VX SERIES LED HEADLIGHTS



DOT COMPLIANT

Meets DOT standards, making it a reliable and legal replacement for on-road use

DUAL FUNCTIONALITY

Combines high/low beams with a daytime running halo for versatile lighting

EASY INSTALLATION

Plug-n-play design for quick, hassle-free installation without modifications


VX SERIES LED HEADLIGHTS

DOT approved headlight replacement | Dual all-in-one high and low beam functions, daytime running halo | Plug-n-play installation

ITEM #: XIL-7RD

7" CHROME HI/LOW


- Lumens: 2,280 [High] / 1,930 [Low]
- Wattage: 42W
- Amp Draw: 3.5A
- Vibration Rating: 21.2 Grms
- Voltage: 9-32V DC
- Beam Pattern: High/low headlight



ITEM #: XIL-7RDB

7" BLACK CHROME HI/LOW

- Lumens: 2,280 [High] / 1,930 [Low]
- Wattage: 42W
- Amp Draw: 3.5A
- Vibration Rating: 21.2 Grms
- Voltage: 9-32V DC
- Beam Pattern: High/low headlight



ITEM #: XIL-7RDKIT

7" CHROME HI/LOW PAIR

- Lumens: 4,560 [High] / 3,860 [Low]
- Wattage: 84W
- Amp Draw: 7.0A
- Vibration Rating: 21.2 Grms
- Voltage: 9-32V DC
- Beam Pattern: High/low headlight



ITEM #: XIL-7RDBKIT

7" BLACK CHROME HI/LOW PAIR

- Lumens: 4,560 [High] / 3,860 [Low]
- Wattage: 84W
- Amp Draw: 7.0A
- Vibration Rating: 21.2 Grms
- Voltage: 9-32V DC
- Beam Pattern: High/low headlight



VX SERIES ACCESSORIES

CANBUS adapter integrates with vehicle electronics | High four adapter keeps low beams on when high beams are activated



ITEM #: P-HLCBA

CANBUS ADAPTER

- CANBUS integration adapter
- For LED headlights



ITEM #: P-HLCBAH13

SINGLE CANBUS ADAPTER [H13 plug]

- Single CANBUS integration adapter
- For LED headlights with H13 plug to vehicle (H4 to light)



ITEM #: P-HLHI4

HIGH FOUR ADAPTER [H4 plug]

- High four adapter
- Keeps low beam on when high beam activated



ITEM #: P-HLHI4H13

SINGLE HIGH FOUR ADAPTER [H13 plug]

- Single high four adapter with H13 plugs
- Keeps low beam on when high beam activated



ITEM #: P-HLHI4KIT

PAIR HIGH FOUR ADAPTER [H4 plugs]

- Pair of high four adapters with H4 plugs
- Keeps low beam on when high beam activated



ITEM #: P-HLHI4H13KIT

PAIR HIGH FOUR ADAPTER [H13 plugs]

- Pair of high four adapters with H13 plugs
- Keeps low beam on when high beam activated

VX SERIES HALOGEN HEADLIGHTS



DOT COMPLIANT

DOT compliant
headlight replacement

DUAL ALL-IN-ONE

Dual all-in-one high and low beam functions,
daytime running halo

EASY INSTALLATION

Plug-n-play
installation

ITEM #: VX-46

4X6" SEALED REPLACEMENT

- Install: Bolt-on plug-n-play
- Lens: Hardened borosilicate glass
- Bulb: H4 (not included)



ITEM #: VX-57

5X7" SEALED REPLACEMENT

- Install: Bolt-on plug-n-play
- Lens: Hardened borosilicate glass
- Bulb: H4 (not included)



ITEM #: VX-575

5.75" SEALED REPLACEMENT

- Install: Bolt-on plug-n-play
- Lens: Hardened borosilicate glass
- Bulb: H4 (not included)



ITEM #: VX-7RD

7" SEALED REPLACEMENT

- Install: Bolt-on plug-n-play
- Lens: Hardened borosilicate glass
- Bulb: H4 (not included)



VEHICLE SPECIFIC LED LIGHTING KITS





The Vision X LED Lighting Kits category offers vehicle-specific solutions for Jeep, Ford, Toyota, side-by-sides, and heavy-duty haul trucks. Designed for seamless integration and superior performance, these lighting kits provide powerful illumination tailored to your vehicle's needs. Built for durability and reliability, Vision X kits enhance visibility and safety, whether on the road, off-road, or on demanding industrial sites.

68 FORD LIGHTING KITS

74 JEEP LIGHTING KITS

78 TOYOTA LIGHTING KITS

79 SIDE-BY-SIDE LIGHTING KITS

81 FOG LIGHT KITS

82 UNIVERSAL ACCESSORIES

LED LIGHTING GUIDE


FORD BRONCO

1 A-PILLAR MOUNT LED LIGHTING KIT

PG 65

2 BUMPER FOG POCKET FOG LIGHTING KIT

PG 66



ENGINEERED LIGHTING SOLUTION

3 FRONT BUMPER LIGHT LED LIGHTING KIT

PG 66

4 REVERSE LIGHT LED LIGHTING KIT

PG 67



FORD BRONCO

LED LIGHTING KITS

V_XSPEC
UPGRADE
VEHICLE SPECIFIC LIGHTING



CUSTOM FIT FOR BRONCOS

Specifically designed for a seamless fit on Ford Bronco models, ensuring easy installation

ENHANCED VISIBILITY

Provides powerful lighting for improved safety and visibility in all driving conditions

BUILT FOR TOUGH CONDITIONS

Engineered to withstand harsh weather and rugged terrains, delivering consistent performance

FORD BRONCO

LED LIGHTING KITS

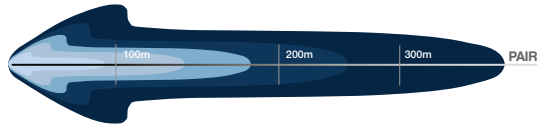
Perfectly tailored for easy installation on Ford Broncos | Delivers powerful lighting for all conditions | Built to withstand harsh conditions

ITEM #: XIL-OEA21FBCR7P

CR-7 PRO DRIVING PAIR A-PILLAR KIT

BRONCO 2021+

- **Lumens:** 23,800 (Pair)
- **Wattage:** 196W (Pair)
- **Amp Draw:** 16.4A (Pair)
- **Vibration Rating:** 21.2 Grms
- **Voltage:** 9-32V DC
- **Beam Pattern:** Spot
[combo beam w/ X-lens]
- **Kit Includes:** 2x Brackets, 2x CR Pro 7

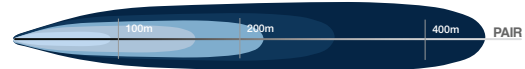


ITEM #: XIL-OEA21FBCR7

CR-7 DRIVING PAIR A-PILLAR KIT

BRONCO 2021+

- **Lumens:** 15,330 (Pair)
- **Wattage:** 140W (Pair)
- **Amp Draw:** 11.7A (Pair)
- **Vibration Rating:** 21.2 Grms
- **Voltage:** 9-32V DC
- **Beam Pattern:** Driving Beam
- **Kit Includes:** 2x Brackets, 2x CR 7

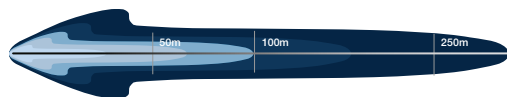


ITEM #: XIL-OEA21FBDURA2DL6

DURA 2 PRO PAIR A-PILLAR KIT

BRONCO 2021+

- **Lumens:** 10,200 (Pair)
- **Wattage:** 96W (Pair)
- **Amp Draw:** 8.0A (Pair)
- **Vibration Rating:** 21.2 Grms
- **Voltage:** 9-32V DC
- **Beam Pattern:** Combo Driving Beam
- **Kit Includes:** 2x Brackets, 2x Dura Pro 6 [Driving]



ITEM #: XIL-OEA21FB
**A-PILLAR
MOUNT KIT ONLY**

FORD BRONCO

LED LIGHTING KITS


Perfectly tailored for easy installation on Ford Broncos | Delivers powerful lighting for all conditions | No-drill bolt-on LED solution

ITEM #: XIL-OESB21FBCR14P

CANNON RACE PRO FRONT BUMPER LIGHT KIT

BRONCO 2021+
(OE Steel Bumper)

- Lumens: 56,000 (Kit)
- Wattage: 500W (Kit)
- Amp Draw: 42A (Kit)
- Vibration Rating: 21.2 Grms
- Voltage: 9-32V DC
- Beam Pattern: Spot [combo beam w/ X-lens]
- Kit Includes: 1x Bracket, 4x CR Pro 14




ITEM #: XIL-OESB21FBDURA2DL9

DURA 2 PRO FRONT BUMPER LIGHT KIT

BRONCO 2021+
(OE Steel Bumper)

- Lumens: 45,900 (Kit)
- Wattage: 432W (Kit)
- Amp Draw: 36A (Kit)
- Vibration Rating: 21.2 Grms
- Voltage: 9-32V DC
- Beam Pattern: Combo Driving Beam
- Kit Includes: 1x Bracket, 6x Dura Pro 9 [Driving]

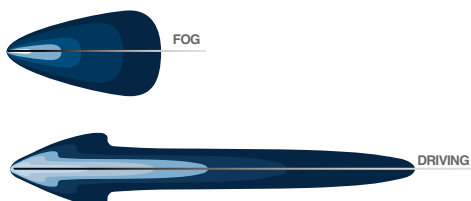


ITEM #: XIL-OESBF21FBDURA2DLMSY

DURA 2 PRO FOG LIGHT KIT

BRONCO 2021+
(OE Steel Bumper)

- Lumens: 17,000 (Kit)
- Wattage: 160W (Kit)
- Amp Draw: 13.4A (Kit)
- Vibration Rating: 21.2 Grms
- Voltage: 9-32V DC
- Beam Pattern: Combo Driving Beam
- Kit Includes: 2x Brackets, 4x Dura 4 Pro [Driving] and 2x Dura 2 Pro [SY]

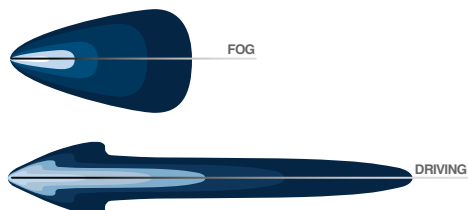


ITEM #: XIL-OESBF21FBCRMSY

CANNON RACE FOG LIGHT KIT

BRONCO 2021+
(OE Steel Bumper)

- Lumens: 18,000 (Kit)
- Wattage: 224W (Kit)
- Amp Draw: 18.7A (Kit)
- Vibration Rating: 21.2 Grms
- Voltage: 9-32V DC
- Beam Pattern: Driving / Fog Beam
- Kit Includes: 2x Brackets, 4x CR [Driving], 2x CR [Fog]



FORD BRONCO

LED LIGHTING KITS

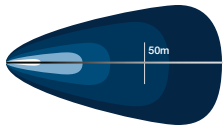
Perfectly tailored for easy installation on Ford Broncos | Delivers powerful lighting for all conditions | No-drill bolt-on LED solution

ITEM #: XIL-OEV21FBDURA2DL2

DURA 2 PRO REVERSE LIGHT KIT

BRONCO 2021+
(NON-RAPTOR)

- Lumens: 1,700
- Wattage: 16W
- Amp Draw: 1.3A
- Vibration Rating: 21.2 Grms
- Voltage: 9-32V DC
- Beam Pattern: Combo Driving Beam
- Kit Includes: 1x Bracket, 1x Dura Pro 2 [Driving]

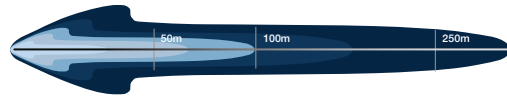


ITEM #: XIL-OEV21FBDURA2DL6

DURA 2 PRO REVERSE LIGHT KIT

BRONCO 2021+
(NON-RAPTOR)

- Lumens: 5,100
- Wattage: 48W
- Amp Draw: 4.0A
- Vibration Rating: 21.2 Grms
- Voltage: 9-32V DC
- Beam Pattern: Combo Driving Beam
- Kit Includes: 1x Bracket, 1x Dura Pro 6 [Driving]

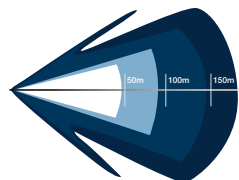


ITEM #: XIL-OESBF21FBXPL6SAE

12" XPL SAE FOG BUMPER FOG POCKET KIT

BRONCO 2021+
(OE Steel Bumper)

- Lumens: 4,860
- Wattage: 34W
- Amp Draw: 2.8A
- Vibration Rating: 21.2 Grms
- Voltage: 9-32V DC
- Beam Pattern: Spot
- Kit Includes: 1x Bracket, 1x 12" XPL SAE Fog Light



ITEM #: XIL-OESBF21FB
BUMPER FOG POCKET
MOUNT KIT ONLY



ITEM #: XIL-OESB21FB
STEEL BUMPER
MOUNT KIT ONLY



ITEM #: XIL-OEV21FB
REVERSE MOUNT
MOUNT KIT ONLY



FORD

LED LIGHTING KITS

Perfectly tailored for easy installation on Ford models | Delivers powerful lighting for all conditions | Built to withstand harsh conditions

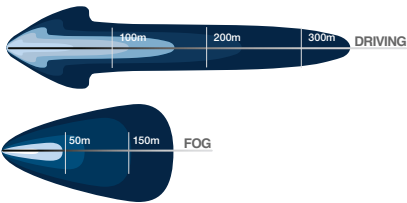
ITEM #: XIL-OEFRDT1CRXX

3.5" CR SERIES FOG LIGHT KIT

F150 '15-'20

F250/350 '17-'21

- Lumens: 6,000
- Wattage: 72W (Driving) / 80W (Fog)
- Amp Draw: 6A (Driving) / 6.7A (Fog)
- Vibration Rating: 21.2 Grms
- Voltage: 9-32V DC
- Beam Type: **3H**=Driving Beam, **3HSY**=Driving Beam Selective Yellow, **4**=SAE Fog, **4SY**= SAE Fog Selective Yellow
Replace **XX** with beam type

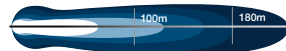


ITEM #: XIL-OE19FRA0PM

3.0" CG2 DRIVING FOG LIGHT KIT

RANGER 2019+
(NON-RAPTOR)

- Lumens: 4,500
- Wattage: 42W
- Amp Draw: 3.5A
- Vibration Rating: 21.2 Grms
- Voltage: 9-32V DC
- Beam Pattern: Multi-LED broad spot



ITEM #: XIL-OEB19FRAXPRH9M

19" XPL HALO MIXED BUMPER LIGHT BAR KIT

RANGER 2019+
(NON-RAPTOR)

- Lumens: 9,711
- Wattage: 90W
- Amp Draw: 7.5A
- Vibration Rating: 21.2 Grms
- Voltage: 9-32V DC
- Beam Pattern: Combo beam




ITEM #: XIL-OEB19FRAXPLH15

21" XPL LO-PRO SPOT BUMPER LIGHT BAR KIT

RANGER 2019+
(NON-RAPTOR)

- Lumens: 8,024
- Wattage: 75W
- Amp Draw: 6.3A
- Vibration Rating: 21.2 Grms
- Voltage: 9-32V DC
- Beam Pattern: Spot



FORD

LED LIGHTING KITS


Perfectly tailored for easy installation on Ford models | Delivers powerful lighting for all conditions | Built to withstand harsh conditions

ITEM #: XIL-OEA19FRA0PM

3.0" CG2 DRIVING A-PILLAR KIT

RANGER 2019+

- Lumens: 4,500
- Wattage: 42W
- Amp Draw: 3.5A
- Vibration Rating: 21.2 Grms
- Voltage: 9-32V DC
- Beam Pattern: Multi-LED broad spot

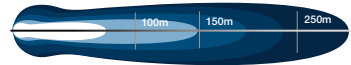


ITEM #: XIL-OEA19FRACPM7

4.7" CG2 DRIVING A-PILLAR KIT

RANGER 2019+

- Lumens: 10,500
- Wattage: 98W
- Amp Draw: 8.2A
- Vibration Rating: 21.2 Grms
- Voltage: 9-32V DC
- Beam Pattern: Multi-LED broad spot



ITEM #: XIL-OE17FR

FOG LIGHT BRACKETS & CONNECTORS

RAPTOR 2017-2020



ITEM #: XIL-OE19FRA

FOG LIGHT BRACKETS & CONNECTORS

RANGER 2019+



ITEM #: XIL-OEA19FRA

A-PILLAR MOUNTS

RANGER 2019+



ITEM #: XIL-OEB19FRA

BUMPER LIGHT LIGHT BAR MOUNT

RANGER 2019+

JEEP JK/JL/JT LED LIGHTING KITS

V_XSPEC
UPGRADE
VEHICLE SPECIFIC LIGHTING

PERFECT FIT FOR JEEP

Custom-designed for easy
installation on Jeep models

SUPERIOR OFF-ROAD LIGHTING

Enhanced visibility for
safer off-road adventures

WEATHER RESISTANT

Durable for reliable performance
in any conditions

JEEP JK/JL/JT


LED LIGHTING KITS

Custom-designed specifically for Jeep models | Enhanced visibility for safer off-road adventures | No-drill bolt-on LED solution

ITEM #: XIL-7RDBKIT-JK

JK '07-'18 CHROME


- Lumens: 4,560 [High] / 3,860 [Low]
- Wattage: 84W
- Amp Draw: 7.0A
- Vibration Rating: 21.2 Grms
- Voltage: 9-32V DC
- Beam Pattern: High/low headlight



ITEM #: XIL-7RDKITJK

JK '07-'18 BLACK CHROME


- Lumens: 4,560 [High] / 3,860 [Low]
- Wattage: 84W
- Amp Draw: 7.0A
- Vibration Rating: 21.2 Grms
- Voltage: 9-32V DC
- Beam Pattern: High/low headlight



ITEM #: XIL-7RDBKITJL

JL 2018+ BLACK CHROME


- Lumens: 4,560 [High] / 3,860 [Low]
- Wattage: 84W
- Amp Draw: 7.0A
- Vibration Rating: 21.2 Grms
- Voltage: 9-32V DC
- Beam Pattern: High/low headlight



ITEM #: XIL-7RDKITJL

JL 2018+ CHROME

- Lumens: 4,560 [High] / 3,860 [Low]
- Wattage: 84W
- Amp Draw: 7.0A
- Vibration Rating: 21.2 Grms
- Voltage: 9-32V DC
- Beam Pattern: High/low headlight



JEEP JK/JL/JT

LED LIGHTING KITS

Custom-designed specifically for Jeep models | Enhanced visibility for safer off-road adventures | No-drill bolt-on LED solution

ITEM #: XIL-OE18JLMCPM

3.7" CG2 DRIVING FOG LIGHT KIT

JL 2018+ / JT 2020+ [STEEL BUMPER]

- Lumens: 4,500
- Wattage: 42W
- Amp Draw: 3.5A
- Vibration Rating: 21.2 Grms
- Voltage: 9-32V DC
- Beam Pattern: Multi-LED broad spot



ITEM #: XIL-OE18JLCPM

3.7" CG2 DRIVING FOG LIGHT KIT

JL 2018+ / JT 2020+ [SPORT BUMPER]

- Lumens: 4,500
- Wattage: 42W
- Amp Draw: 3.5A
- Vibration Rating: 21.2 Grms
- Voltage: 9-32V DC
- Beam Pattern: Multi-LED broad spot

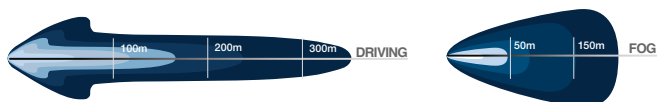


ITEM #: XIL-OEJEEP1CRXX

3.5" CR SERIES PAIR FOG LIGHT KIT

JK '07+ / JL '18+ / JT '20+
[JK Plastic, JL/JT Sahara & Rubicon Plastic Bumper]

- Lumens: 6,000
- Wattage: 72W (Driving) / 80W (Fog)
- Amp Draw: 6A (Driving) / 6.7A (Fog)
- Vibration Rating: 21.2 Grms
- Voltage: 9-32V DC
- Beam Type: 3H=Driving Beam, 3HSY=Driving Beam Selective Yellow, 4=SAE Fog, 4SY= SAE Fog Selective Yellow
Replace XX with beam type



ITEM #: XIL-OEV20JTM460

DURA MINI PAIR REVERSE LIGHT KIT

GLADIATOR 2020+

- Lumens: 4,000
- Wattage: 20W
- Amp Draw: 1.7A
- Vibration Rating: 21.2 Grms
- Voltage: 9-32V DC
- Beam Pattern: Flood



JEEP JK/JL/JT

LED LIGHTING KITS


Custom-designed specifically for Jeep models | Enhanced visibility for safer off-road adventures | No-drill bolt-on LED solution

ITEM #: XIL-OEA18JLCPM310

3.7" BROAD SPOT PAIR COWL LIGHT KIT

JL 2018+ / JT 2020+

- Lumens: 4,500
- Wattage: 42W
- Amp Draw: 3.5A
- Vibration Rating: 21.2 Grms
- Voltage: 9-32V DC
- Beam Pattern: Multi-LED broad spot

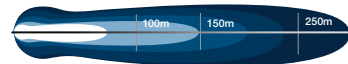


ITEM #: XIL-OEA18JLCPM710

4.7" BROAD SPOT PAIR COWL LIGHT KIT

JL 2018+ / JT 2020+

- Lumens: 10,500
- Wattage: 98W
- Amp Draw: 8.2A
- Vibration Rating: 21.2 Grms
- Voltage: 9-32V DC
- Beam Pattern: Multi-LED broad spot



ITEM #: XIL-OE18JL

FOG LIGHT BRACKETS & CONNECTORS

JL 2018+



ITEM #: XIL-OEA18JL

COWL LIGHT MOUNT

JL 2018+ / JT 2020+ [METAL BUMPER]



ITEM #: XIL-OEJEEP1CR3H

FOG LIGHT BRACKETS & CONNECTORS

CHEROKEE 14-17 / JK 07-18 / JL 18-22 / JT 20-22



ITEM #: XIL-OEH0713JK

LIGHT BAR HOOD MOUNT

JK 2007-2017

TOYOTA

LED LIGHTING KITS


Custom-designed specifically for Toyota models | Enhanced visibility for safer off-road adventures | Weather-resistant for all conditions

ITEM #: XIL-OER14T4RXPLH6X2

BEHIND THE GRILLE XPL DUAL LIGHT BAR KIT

4-RUNNER 2014+

- Lumens: 6,420
- Wattage: 30W
- Amp Draw: 2.5A
- Vibration Rating: 21.2 Grms
- Voltage: 9-32V DC
- Beam Pattern: 9" XPL Lo-Pro Halo Spot

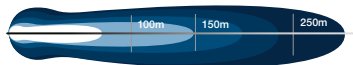


ITEM #: XIL-OEA10T4RCPM710

4.7" CG2 DRIVING A-PILLAR KIT

4-RUNNER 2010-2020

- Lumens: 10,500
- Wattage: 98W
- Amp Draw: 8.2A
- Vibration Rating: 21.2 Grms
- Voltage: 9-32V DC
- Beam Pattern: Multi-LED broad spot



ITEM #: XIL-OETOY1CRXX

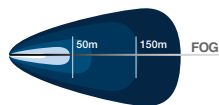
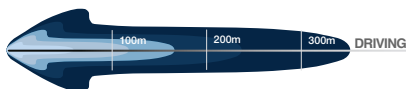
3.5" CR SERIES PAIR FOG LIGHT KIT

TACOMA '12-'21

TUNDRA '14-'21

4-RUNNER '10-'21

- Lumens: 6,000
 - Wattage: 72W (Driving) / 80W (Fog)
 - Amp Draw: 6A (Driving) / 6.7A (Fog)
 - Vibration Rating: 21.2 Grms
 - Voltage: 9-32V DC
 - Beam Type: **3H**=Driving Beam, **3HSY**=Driving Beam Selective Yellow, **4**=SAE Fog, **4SY**= SAE Fog Selective Yellow
- Replace **XX** with beam type



ITEM #: XIL-OEA10T4R

A-PILLAR MOUNTS

4-RUNNER 2010+



ITEM #: XIL-OER14T4R

BEHIND THE GRILLE LIGHT BAR MOUNT

4-RUNNER 2014+

SIDE-BY-SIDE BRACKETS & MOUNTING



VERSATILE MOUNTING

Offers brackets, cage bar, shock, and rack mounts

CUSTOM FIT FOR POLARIS & CAN-AM

Designed for seamless installation on Polaris and Can-Am models

SUPERIOR OFF-ROAD MOUNTING

Securely holds lighting products in place for safe off-road use



ITEM #: XIL-OEHL14RZR

BRACKETS/CONNECTORS FOR HEADLIGHTS

POLARIS RZR 1000/XP TURBO/RS1 2014+



ITEM #: XIL-OESC14RZR

STOCK CAGE BAR MOUNT FOR 30" XPR LIGHT BAR

POLARIS RZR 2014-2018



ITEM #: XIL-OEH16CX3

SHOCK MOUNT BRACKET FOR 12" LIGHTBAR

CAN-AM X3 2016+



ITEM #: XIL-OERC16CX3

RACK MOUNT BRACKET FOR NON-WINDSHIELD

CAN-AM X3 2016+

VEHICLE SPECIFIC LED FOG LIGHT KITS

VxSPEC
UPGRADE
VEHICLE SPECIFIC LIGHTING



PERFECT FIT FOG LIGHT

Custom-designed for easy
installation on multiple vehicles

SUPERIOR OFF-ROAD LIGHTING

Enhanced visibility for
safer off-road adventures

WEATHER RESISTANT

Durable for reliable performance
in any conditions

VEHICLE SPECIFIC LED FOG LIGHT KITS

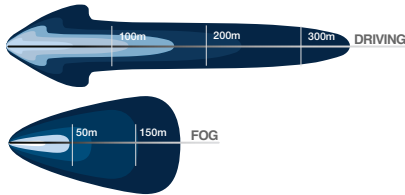
Versatile Fog Light Kits For Multiple Vehicle Applications | Perfect Fit Bolt-On Solution | Powerful Driving or Fog Beam

ITEM #: XIL-OEFRDSU1CRXX

3.5" CR SERIES FOG LIGHT KIT

RANGER '19-'22
OUTBACK '22-'23
CROSSTREK '13-'21

- **Lumens:** 6,000
- **Wattage:** 72W (Driving) / 80W (Fog)
- **Amp Draw:** 6A (Driving) / 6.7A (Fog)
- **Vibration Rating:** 21.2 Grms
- **Voltage:** 9-32V DC
- **Beam Type:** 3H=Driving Beam, 3HSY=Driving Beam Selective Yellow, 4=SAE Fog, 4SY= SAE Fog Selective Yellow
Replace XX with beam type

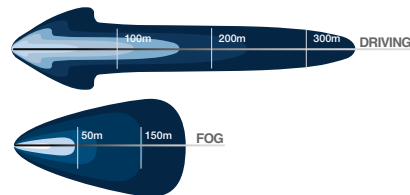


ITEM #: XIL-OEGM1CRXX

3.5" CR SERIES FOG LIGHT KIT

COLORADO '15-'21
CANYON '15-'20

- **Lumens:** 6,000
- **Wattage:** 72W (Driving) / 80W (Fog)
- **Amp Draw:** 6A (Driving) / 6.7A (Fog)
- **Vibration Rating:** 21.2 Grms
- **Voltage:** 9-32V DC
- **Beam Type:** 3H=Driving Beam, 3HSY=Driving Beam Selective Yellow, 4=SAE Fog, 4SY= SAE Fog Selective Yellow
Replace XX with beam type



ITEM #: XIL-OEFRDSU1

FOG LIGHT BRACKETS & CONNECTORS

RANGER '19-'22
OUTBACK '22-'23
CROSSTREK '13-'21



ITEM #: XIL-OEGM1CR

FOG LIGHT BRACKETS & CONNECTORS

COLORADO '15-'21
CANYON '15-'20



UNIVERSAL ACCESSORIES

Vision X offers a comprehensive range of hardware, mounts, and wiring solutions to enhance and customize your lighting setups. Designed for versatility and ease of installation, these accessories ensure secure mounting, reliable connections, and seamless integration with various lighting products. Whether you need sturdy brackets, adaptable mounting options, or simplified wiring kits, Vision X Universal Accessories provide the perfect solution for any application.

ACCESSORIES

UNIVERSAL MOUNTING & WIRING

Versatile hardware compatible with various lighting setups | Secure mounting solutions | Simplified wiring kits



ITEM #: XIL-SB0XXX
SECURITY BOLT
 INCLUDES 1 TOOL

Sizes: **615** = 6x15 [2pcs],
620 = 6x20 [2pcs], **815** = 8x15 [2pcs],
820 = 8x20 [2pcs], **825** = 8x25 [2pcs]
 Replace **XXX** with size choice



ITEM #: XIL-SNXX
ANTI-THEFT
LOCKING NUT

Sizes: **06** = M6 [2pcs], **08** = M8 [2pcs],
10 = M10 [2pcs], **12** = M12 [2pcs]
 Replace **XXX** with size choice



ITEM #: XIL-CXXX
TUBE FRAME MOUNTING
CLAMP PAIR

Sizes: **075** = 0.75" tube [for M8 bolt],
100 = 1.00" tube [for M8 bolt], **125** =
 1.25" tube [for M8 bolt], **150** = 1.50" tube
 [for M8 bolt], **175** = 1.75" tube [for M8
 bolt], **200** = 2.00" tube [for M10 bolt],
225 = 2.25" tube [for M10 bolt], **250** =
 2.50" tube [for M10 bolt], **300** = for single
 row minibrow lights
 Replace **XXX** with size choice



ITEM #: P-DEUTSCHCONPT
MALE PIGTAIL
 DEUTSCH CONNECTOR
 PLUG INTO LIGHT



ITEM #: P-DY2M1F
Y PIGTAIL
 2 LIGHTS TO ONE
 DEUTSCH CONNECTOR



ITEM #: P-HARNESS.2H0
HIGH AMP RELAY HARNESS
 COMPLETE HIGH-AMP
 DEUTSCH CONNECTOR



ITEM #: P-HARNESS.2XIL
RELAY HARNESS
 2 LIGHT COMPLETE
 DEUTSCH CONNECTOR



ITEM #: P-HARNESS.XIL
RELAY HARNESS
 SINGLE LIGHT COMPLETE
 DEUTSCH CONNECTOR



ITEM #: P-HARNESS.XXXXXXXX
LIGHT BAR INPUT HARNESS
 DUAL HARNESS DT
 Sizes: **2XIL30IN** = 30" Light Bar,
1HO50IN = 50" Light Bar
 Replace **XXXXXXX** with size choice

WORK & SCENE LIGHTS **LED WORK LIGHT**





The Vision X LED Worklights category offers robust lighting solutions designed for both industrial and automotive applications. Engineered for high performance in demanding environments, these worklights provide powerful illumination to enhance visibility and safety. Whether used in heavy-duty industrial settings or on automotive equipment, Vision X LED Worklights deliver reliability, durability, and optimal lighting for any task.

86 TREMOR SERIES

88 BLACKTIPS HD SERIES

91 PROSPECTOR SERIES

92 DURA 2 WORK LIGHT SERIES

94 DURALUX SERIES

96 VL SERIES

99 SOLO SERIES

100 UTILITY MARKET SERIES

101 UTILITY SERIES

TREMOR SERIES LED WORK LIGHTS

NEW

ULTRA DURABLE

Die-cast housing coupled with a robust bezel and stainless trunnion

PRECISE OUTPUT

Multiple output models with a precision angle indicator on the side of the trunnion

ANTI-GLARE TECHNOLOGY

Reduces glare for a safer work environment around multiple vehicles

ITEM #: THB0603XX

TREMOR 3 LED

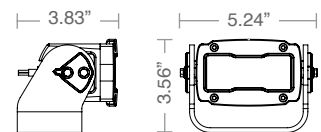
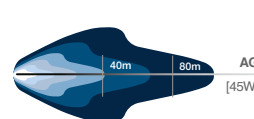
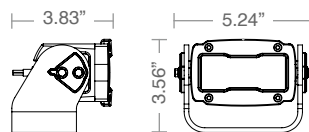
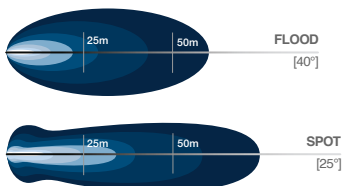
- Lumens: 2,482
- Wattage: 18W
- Amp Draw: 1.5A
- Vibration Rating: 60 Grms
- Voltage: 9-33V DC
- IP Rating: IP68 / IP69K
- Beam Pattern: Spot 25°, Flood 40°
Replace XX with beam number



ITEM #: THB0603AG

TREMOR 3 LED ANTI-GLARE

- Lumens: 1,592
- Wattage: 18W
- Amp Draw: 1.5A
- Vibration Rating: 60 Grms
- Voltage: 9-33V DC
- IP Rating: IP68 / IP69K



TREMOR SERIES

LED WORK LIGHTS

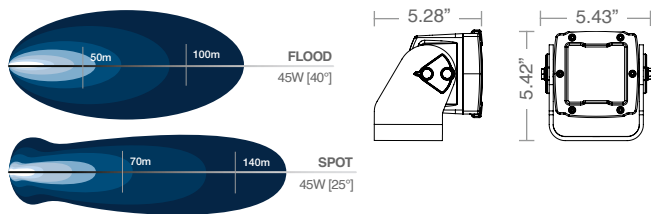
NEW

Ultra Durable Constructions | Precision Output With Multiple Output Options | Anti-Glare (AG) Models

ITEM #: THB0605XX [30W] / THB0905XX [45W]

TREMOR 5 LED

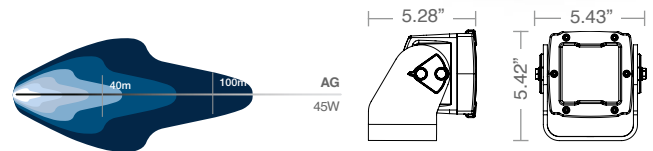
- Lumens: 4,698 [30W] / 6,031 [45W]
- Wattage: 30W / 45W
- Amp Draw: 2.5A / 3.7A
- Vibration Rating: 60 Grms
- Voltage: 9-33V DC
- IP Rating: IP68 / IP69K
- Beam Pattern: Spot 25°, Flood 40°
Replace XX with beam number
- Options: SY Selective Yellow (30W Only)
Add to end of part number if option is desired



ITEM #: THB0605AGXX [30W] / THB0905AGXX [45W]

TREMOR 5 LED ANTI-GLARE

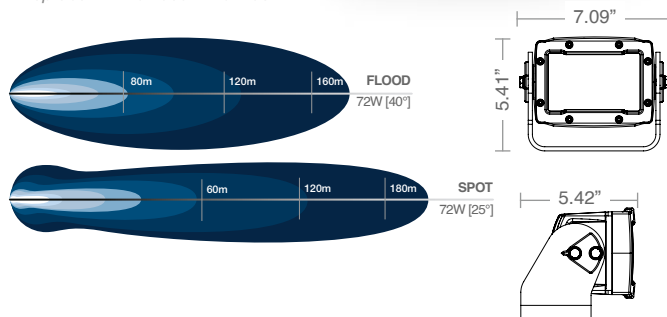
- Lumens: 3,014 [30W] / 3,869 [45W]
- Wattage: 30W / 45W
- Amp Draw: 2.5A / 3.7A
- Vibration Rating: 60 Grms
- Voltage: 9-33V DC
- IP Rating: IP68 / IP69K
- Options: SY Selective Yellow (30W Only),
ACKOM Anti-Glare Komatsu,
AGSYKOM Anti-Glare Selective
Yellow Komatsu (30W Only)
Replace XX with desired option



ITEM #: THB0608XX [48W] / THB0908XX [72W]

TREMOR 8 LED

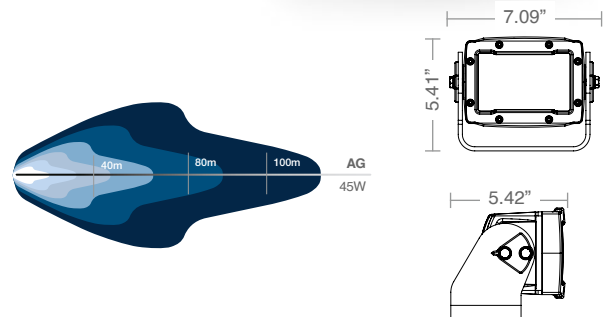
- Lumens: 5,719 [48W] / 7,188 [72W]
- Wattage: 48W / 72W
- Amp Draw: 4.0A / 6.0A
- Vibration Rating: 60 Grms
- Voltage: 9-33V DC
- IP Rating: IP68 / IP69K
- Beam Pattern: Spot 25°, Flood 40°
Replace XX with beam number



ITEM #: THB0608AG [48W] / THB0908AG [72W]

TREMOR 8 LED ANTI-GLARE

- Lumens: 4,822 [48W] / 6,190 [72W]
- Wattage: 48W / 72W
- Amp Draw: 4.0A / 6.0A
- Vibration Rating: 60 Grms
- Voltage: 9-33V DC
- IP Rating: IP68 / IP69K



BLACKTIPS HD SERIES

LED WORK LIGHTS



DIE-CAST CONSTRUCTION

Die-cast 6601 aluminum ensures
toughness and longevity

SHATTERPROOF LENS

Unbreakable polycarbonate lens
protects against impacts

SAFETY FEATURES

Heat overload and polarity protection
ensure safe operation

BLACKTIPS HD SERIES

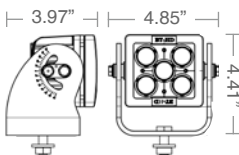
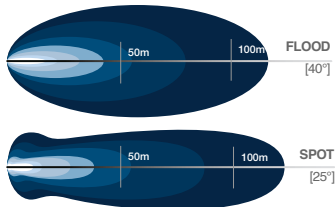
LED WORK LIGHTS

Die-cast 6061 aluminum construction | Unbreakable polycarbonate lens | Self-protects from heat overload | Built-in polarity protection

ITEM #: BHB0705XX

BLACKTIPS HD 5 LED

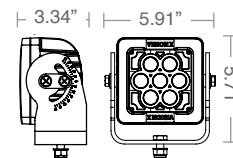
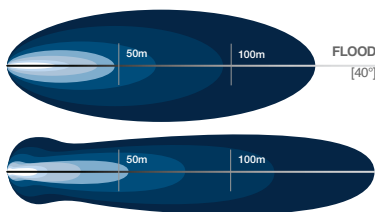
- Lumens: 4,000
- Wattage: 35W
- Halogen Equivalent: 400W
- Amp Draw: 2.9A
- Vibration Rating: 60 Grms
- Voltage: 11-65V DC
- Rating: IP68 / IP69K, CISPR 25
- Beam Pattern: Spot 25°, Flood 40°
- Options: AG Anti-Glare, AGSY Anti-Glare Selective Yellow
Replace XX with desired option



ITEM #: BHB0707XX

BLACKTIPS HD 7 LED

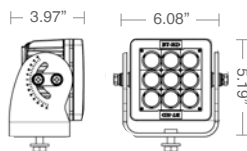
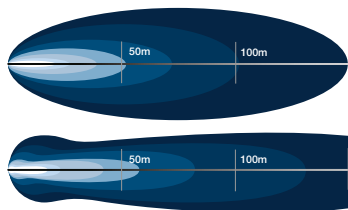
- Lumens: 5,600
- Wattage: 49W
- Amp Draw: 4.08A
- Vibration Rating: 60 Grms
- Voltage: 11-60V DC
- Rating: IP68 / IP69K, CISPR 25
- Beam Pattern: Spot 25°, Flood 40°
Replace XX with beam number



ITEM #: BHB0709XX

BLACKTIPS HD 9 LED

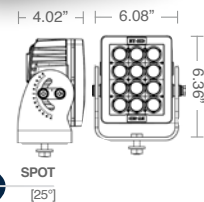
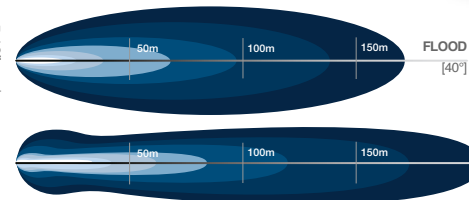
- Lumens: 7,200
- Wattage: 63W
- Halogen Equivalent: 700W
- Amp Draw: 5.3A
- Vibration Rating: 60 Grms
- Voltage: 11-65V DC
- Rating: IP68 / IP69K, CISPR 25
- Beam Pattern: Spot 25°, Flood 40°
Replace XX with beam number



ITEM #: BHB0712XX

BLACKTIPS HD 12 LED

- Lumens: 9,600
- Wattage: 84W
- Halogen Equivalent: 1,000W
- Amp Draw: 7.0A
- Vibration Rating: 60 Grms
- Voltage: 11-65V DC
- Rating: IP68 / IP69K, CISPR 25
- Beam Pattern: Spot 25°/25°L [Horizontal], Flood 40°/40°L [Horizontal]
Replace XX with beam number



BLACKTIPS HD SERIES

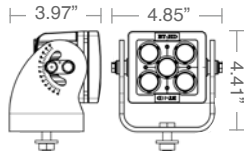
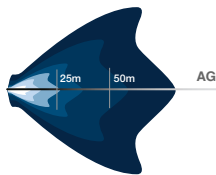
ANTI-GLARE [AG] WORK LIGHTS

Die-cast 6061 aluminum construction | Unbreakable polycarbonate lens | Self-protected from heat overload | Built-in polarity protection

ITEM #: BHB0705XX

BLACKTIPS HD 5 LED AG

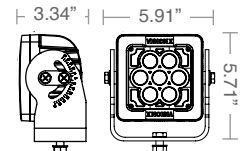
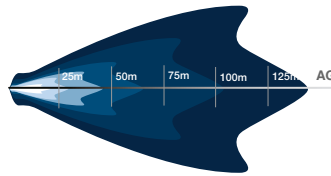
- Lumens: 2,000
- Wattage: 35W
- Halogen Equivalent: 400W
- Amp Draw: 2.9A
- Vibration Rating: 60 Grms
- Voltage: 11-65V DC
- Rating: IP68 / IP69K, CISPR 25
- Options: **AG** Anti-Glare, **AGSY** Anti-Glare Selective Yellow
Replace XX with desired option



ITEM #: BHB0707XX

BLACKTIPS HD 7 LED AG

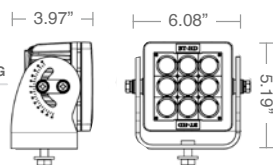
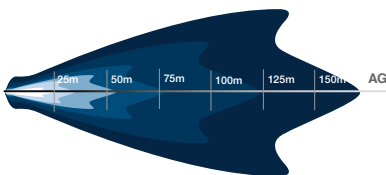
- Lumens: 2,800
- Wattage: 49W
- Amp Draw: 4.08A
- Vibration Rating: 60 Grms
- Voltage: 9-33V DC
- Rating: IP68 / IP69K, CISPR 25
- Options: **AG** Anti-Glare, **AGSY** Anti-Glare Selective Yellow, **ACKOM** Anti-Glare Komatsu, **AGSYKOM** Anti-Glare Selective Yellow Komatsu
Replace XX with desired option



ITEM #: BHB0709XX

BLACKTIPS HD 9 LED AG

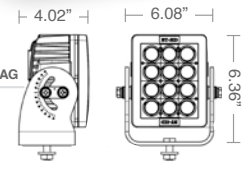
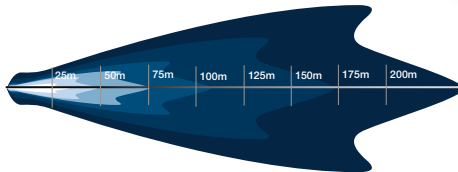
- Lumens: 3,600
- Wattage: 63W
- Halogen Equivalent: 700W
- Amp Draw: 5.3A
- Vibration Rating: 60 Grms
- Voltage: 11-65V DC
- Rating: IP68 / IP69K, CISPR 25
- Options: **AG** Anti-Glare, **AGSY** Anti-Glare Selective Yellow
Replace XX with desired option



ITEM #: BHB0712XX

BLACKTIPS HD 12 LED AG

- Lumens: 4,800
- Wattage: 84W
- Halogen Equivalent: 1,000W
- Amp Draw: 7.0A
- Vibration Rating: 60 Grms
- Voltage: 11-65V DC
- Rating: IP68 / IP69K, CISPR 25
- Options: **AG** Anti-Glare, **AGSY** Anti-Glare Selective Yellow
Replace XX with desired option



PROSPECTOR LED WORK LIGHTS

EASY BEAM IDENTIFICATION

Color-coded backplates make it simple to distinguish between different beam patterns, improving efficiency during setup

VERSATILE BEAM OPTIONS

Available in spot (blue) and flood (yellow) configurations, offering tailored lighting for various applications

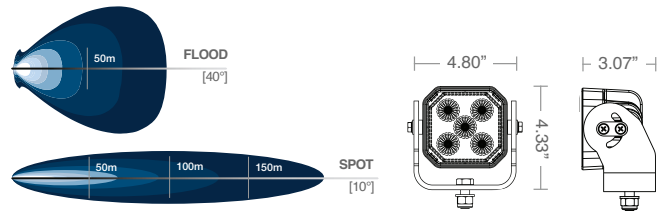
HIGH-OUTPUT LEDS

Equipped with powerful 7-watt LEDs for bright, reliable illumination in demanding work environments

ITEM #: POB0705XX

PROSPECTOR 5 LED

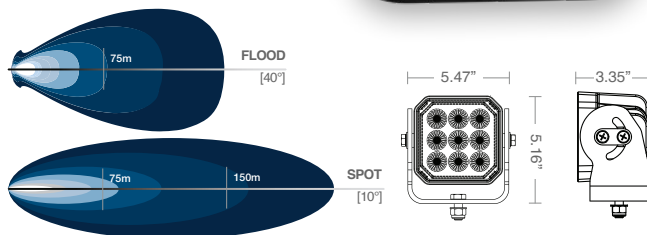
- Lumens: 4,550
- Wattage: 35W
- Amp Draw: 2.92A
- Vibration Rating: 21 Grms
- Voltage: 9-32V DC
- Rating: IP68 / IP69K, CISPR 25
- Beam Pattern: Spot 10°, Flood 40°
Replace XX with beam number



ITEM #: POB0709XX

PROSPECTOR 9 LED

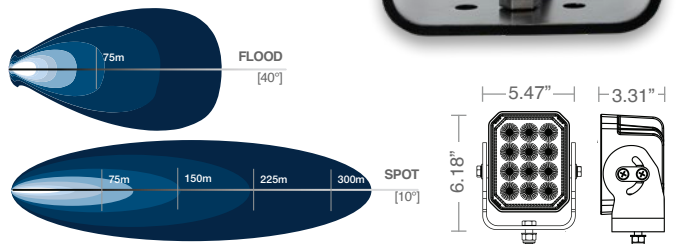
- Lumens: 8,190
- Wattage: 63W
- Amp Draw: 5.25A
- Vibration Rating: 21 Grms
- Voltage: 9-32V DC
- Rating: IP68 / IP69K, CISPR 25
- Beam Pattern: Spot 10°, Flood 40°
Replace XX with beam number



ITEM #: POB0712XX

PROSPECTOR 12 LED

- Lumens: 10,920
- Wattage: 84W
- Amp Draw: 7.0A
- Vibration Rating: 21 Grms
- Voltage: 9-32V DC
- Rating: IP68 / IP69K, CISPR 25
- Beam Pattern: Spot 10°, Flood 40°
Replace XX with beam number



DURA 2 SERIES

LED WORK LIGHTS



ENERGY EFFICIENT

Designed with reduced power draw, these lights help save energy and reduce power consumption during operation

WEATHER-PROOF CONNECTION

Equipped with a durable Deutsch connector, ensuring reliable performance even in harsh weather conditions

MEDIUM-DUTY TASKS

Optimized for medium-duty applications, providing the right balance of power and efficiency for various work environments

DURA 2 SERIES LED WORK LIGHTS

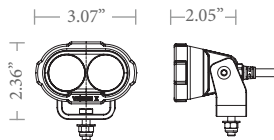
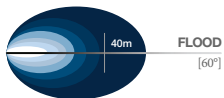
NEW

Fuel efficient with reduced power draw | Weather-proof Deutsch connector | Ideal for medium-duty tasks

ITEM #: DURA2-WL260

DURA 2 WL 2 LED

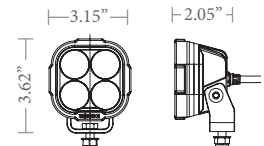
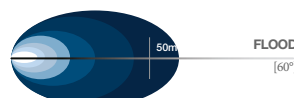
- Lumens: 1,800
- Wattage: 16W
- Amp Draw: 1.3A
- Vibration Rating: 21.2 Grms
- Voltage: 9-32V DC
- Rating: IP68 / IP69K, CISPR 25
- Beam Pattern: Flood 60°



ITEM #: DURA2-WL460

DURA 2 WL 4 LED

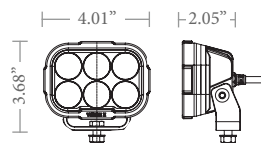
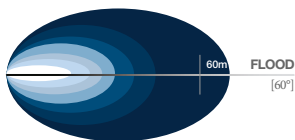
- Lumens: 3,600
- Wattage: 32W
- Amp Draw: 2.67A
- Vibration Rating: 21.2 Grms
- Voltage: 9-32V DC
- Rating: IP68 / IP69K, CISPR 25
- Beam Pattern: Flood 60°



ITEM #: DURA2-WL660

DURA 2 WL 6 LED

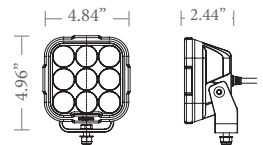
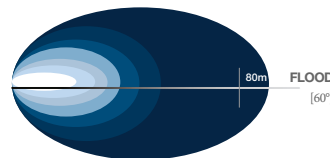
- Lumens: 5,400
- Wattage: 48W
- Amp Draw: 4.0A
- Vibration Rating: 21.2 Grms
- Voltage: 9-32V DC
- Rating: IP68 / IP69K, CISPR 25
- Beam Pattern: Flood 60°



ITEM #: DURA2-WL960

DURA 2 WL 9 LED

- Lumens: 8,100
- Wattage: 72W
- Amp Draw: 6.0A
- Vibration Rating: 21.2 Grms
- Voltage: 9-32V DC
- Rating: IP68 / IP69K, CISPR 25
- Beam Pattern: Flood 60°



DURALUX

DURALUX LED WORK LIGHTS

RUGGED DESIGN

Durable housing withstands harsh environments

VERSATILE PATTERNS

Choose from multiple beam options for any task

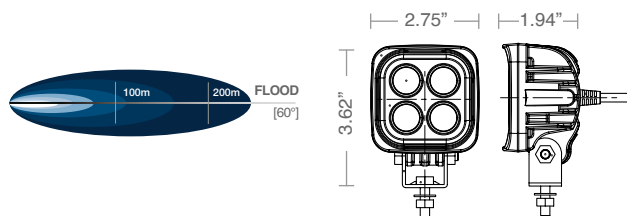
COMPACT DESIGN

Sleek, low-profile housing allows easy installation

ITEM #: DURA-M460

DURALUX MINI 4 LED

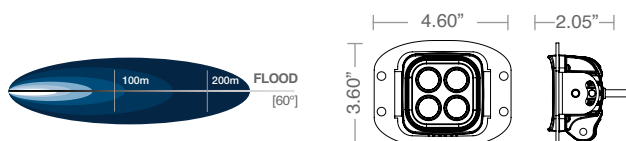
- Lumens: 2,000
- Wattage: 12W
- Amp Draw: 1.0A
- Vibration Rating: 21.2 Grms
- Voltage: 9-32V DC
- Ratings: IP68 / IP69K, CISPR 25
- Beam Pattern: Flood 60°



ITEM #: DURA-M460FLUSHV2

DURALUX FLUSH 4 LED

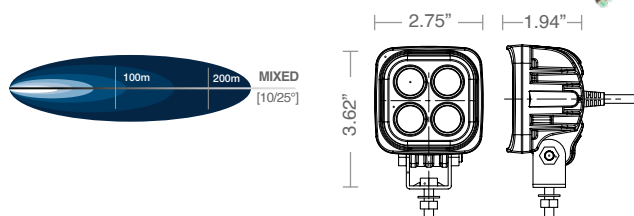
- Lumens: 2,000
- Wattage: 12W
- Amp Draw: 1.0A
- Vibration Rating: 21.2 Grms
- Voltage: 9-32V DC
- Ratings: IP68 / IP69K, CISPR 25
- Beam Pattern: Flood 60°



ITEM #: DURA-M4M / DURA-M4MKIT [PAIR]

DURALUX MINI MIXED 4 LED

- Lumens: 2,115 / 4,230 [Pair]
- Wattage: 20W / 40W [Pair]
- Amp Draw: 1.67A / 3.33A [Pair]
- Vibration Rating: 21.2 Grms
- Voltage: 9-32V DC
- Ratings: IP68 / IP69K, CISPR 25
- Beam Pattern: Mixed 10/25°



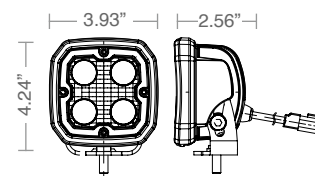
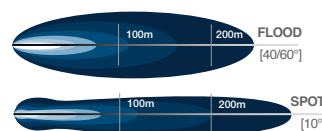
DURALUX

DURALUX LED WORK LIGHTS

ITEM #: DURA-4XX

DURALUX 4 LED

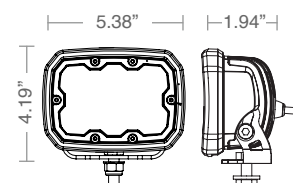
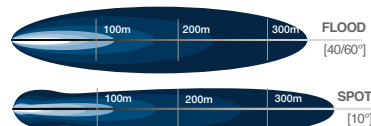
- Lumens: 2,112
- Wattage: 20W
- Amp Draw: 1.67A
- Vibration Rating: 21.2 Grms
- Voltage: 9-32V DC
- Beam Pattern: Spot 10°, Flood 40° or 60°
Replace XX with beam number



ITEM #: DURA-6XX

DURALUX 6 LED

- Lumens: 3,696
- Wattage: 30W
- Amp Draw: 2.5A
- Vibration Rating: 21.2 Grms
- Voltage: 9-32V DC
- Beam Pattern: Spot 10°, Flood 40° or 60°
Replace XX with beam number



RUGGED DESIGN

Durable housing withstands harsh environments

VERSATILE PATTERNS

Choose from multiple beam options for any task

COMPACT DESIGN

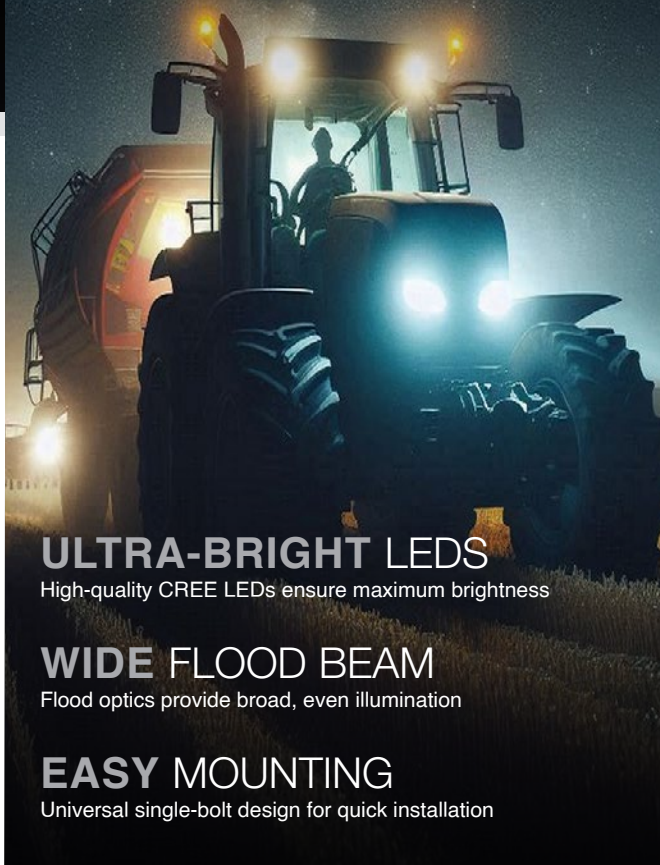
Sleek, low-profile housing allows easy installation

VL-SERIES

LIGHT DUTY COMMERCIAL

VL SERIES

LED WORK LIGHTS



ULTRA-BRIGHT LEDS

High-quality CREE LEDs ensure maximum brightness

WIDE FLOOD BEAM

Flood optics provide broad, even illumination

EASY MOUNTING

Universal single-bolt design for quick installation

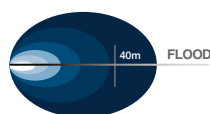
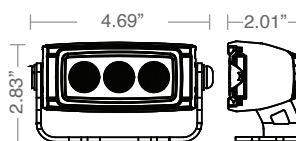
ITEM #: VL0503M / VW0503M [DEUTSCH]

VL FLOOD 3 LED

- Lumens: 1,140
- Wattage: 15W
- Amp Draw: 1.3A
- Vibration Rating: 21.2 Grms
- Voltage: 9-32V DC
- Beam Pattern: Mixed beam



VW # includes Deutsch connector



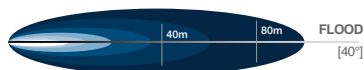
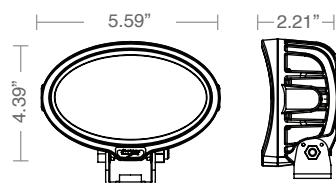
ITEM #: VL0050640 / VW0050640 [Deutsch]

VL FLOOD 6 LED

- Lumens: 3,168
- Wattage: 30W
- Amp Draw: 2.5A
- Vibration Rating: 21.2 Grms
- Voltage: 9-32V DC
- Beam Pattern: Flood 40°



VW # includes Deutsch connector



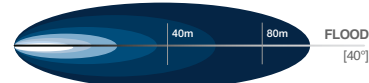
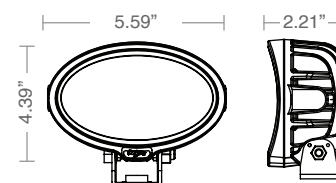
ITEM #: VL0050840 / VW0050840 [Deutsch]

VL FLOOD 8 LED

- Lumens: 4,224
- Wattage: 40W
- Amp Draw: 3.3A
- Vibration Rating: 21.2 Grms
- Voltage: 9-32V DC
- Beam Pattern: Flood 40°



VW # includes Deutsch connector



VL SERIES LED WORK LIGHTS

Ultra-bright CREE LEDs | Flood optics produce wide spread beam | Universal single-bolt mounting for easy installation

ITEM #: VLS030440 / VWS030440 [DEUTSCH]

VL FLOOD 4 LED

- Lumens: 1,544
- Wattage: 12W
- Amp Draw: 1.0A
- Vibration Rating: 21.2 Grms
- Voltage: 9-32V DC
- Beam Pattern: Flood 40°



ITEM #: VLS040540 / VWS040540 [DEUTSCH]

VL FLOOD 5 LED

- Lumens: 2,294
- Wattage: 20W
- Amp Draw: 1.7A
- Vibration Rating: 21.2 Grms
- Voltage: 9-32V DC
- Beam Pattern: Flood 40°



ITEM #: VLS050640 / VWS050640 [DEUTSCH]

VL FLOOD 6 LED

- Lumens: 3,168
- Wattage: 30W
- Amp Draw: 2.5A
- Vibration Rating: 21.2 Grms
- Voltage: 9-32V DC
- Beam Pattern: Flood 40°



ITEM #: VLS050940 / VWS050940 [DEUTSCH]

VL FLOOD 9 LED

- Lumens: 4,752
- Wattage: 45W
- Amp Draw: 3.8A
- Vibration Rating: 21.2 Grms
- Voltage: 9-32V DC
- Beam Pattern: Flood 40°



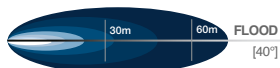
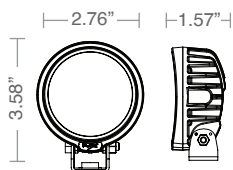
VL SERIES LED WORK LIGHTS

Ultra-bright CREE LEDs | Flood optics produce wide spread beam | Universal single-bolt mounting for easy installation

ITEM #: VLR030440 / VWR030440 [DEUTSCH]

VL FLOOD 4 LED


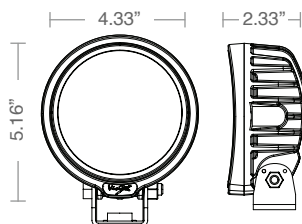
- Lumens: 1,544
- Wattage: 12W
- Amp Draw: 1.0A
- Vibration Rating: 21.2 Grms
- Voltage: 9-32V DC
- Beam Pattern: Flood 40°



ITEM #: VLR040540 / VWR040540 [DEUTSCH]

VL FLOOD 5 LED

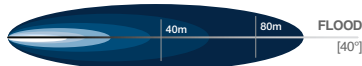
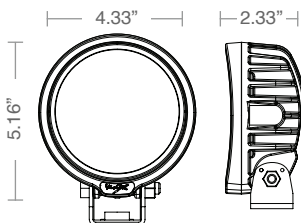
- Lumens: 2,294
- Wattage: 20W
- Amp Draw: 1.67A
- Vibration Rating: 21.2 Grms
- Voltage: 9-32V DC
- Beam Pattern: Flood 40°



ITEM #: VLR050640 / VWR050640 [DEUTSCH]

VL FLOOD 6 LED


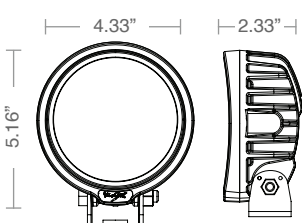
- Lumens: 3,168
- Wattage: 30W
- Amp Draw: 2.5A
- Vibration Rating: 21.2 Grms
- Voltage: 9-32V DC
- Beam Pattern: Flood 40°



ITEM #: VLR050940 / VWR050940 [DEUTSCH]

VL FLOOD 9 LED

- Lumens: 4,752
- Wattage: 45W
- Amp Draw: 3.75A
- Vibration Rating: 21.2 Grms
- Voltage: 9-32V DC
- Beam Pattern: Flood 40°



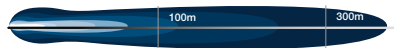
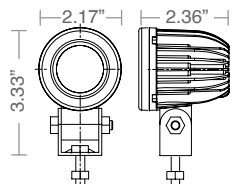
SOLO SERIES LED WORK LIGHTS

Omni-link interlocking system | Compact 2" die-cast housing | Adjustable mounting bracket | Flush mount bracket available

ITEM #: XIL-SP120

SOLO PRIME SPOT 20°

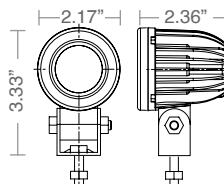
- Lumens: 1,052
- Wattage: 10W
- Amp Draw: 0.8A
- Beam Pattern: Narrow beam 20°



ITEM #: XIL-SP140

SOLO PRIME MED. FLOOD 30/60°

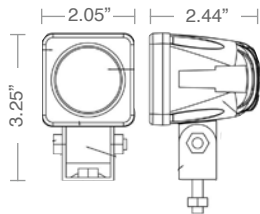
- Lumens: 1,052
- Wattage: 10W
- Amp Draw: 0.8A
- Beam Pattern: Mixed beam 30/60°



ITEM #: XIL-S1110

SOLO SPOT 10°

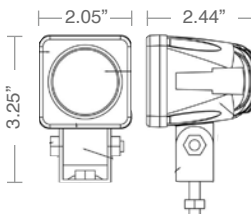
- Lumens: 1,052
- Wattage: 10W
- Amp Draw: 0.8A
- Beam Pattern: Narrow beam 10°



ITEM #: XIL-S1130

SOLO MED. FLOOD 30°

- Lumens: 1,052
- Wattage: 10W
- Amp Draw: 0.8A
- Beam Pattern: Wide beam 30°



UTILITY MARKET SERIES

LED WORK LIGHTS

VERTICAL HEAT SINK

Convection vertical
heat sink design

STUD MOUNT

Single stud
mount base


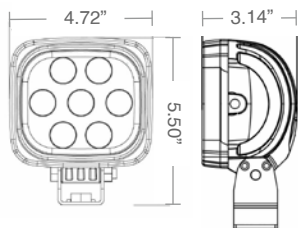
DEUTSCH CONNECTOR

Integrated
Deutsch connector

ITEM #: XIL-UMX4410

4.7" SPOT UTILITY 7 LEDS

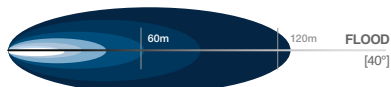
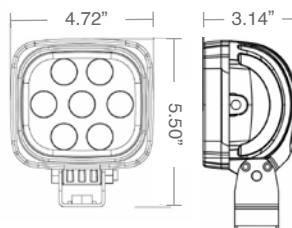
- Lumens: 3,696
- Wattage: 35W
- Amp Draw: 3.8A
- Vibration Rating: 21.2 Grms
- Voltage: 9-32V DC
- Beam Pattern: Narrow beam 10°



ITEM #: XIL-UMX4440

4.7" FLOOD UTILITY 7 LEDS

- Lumens: 3,696
- Wattage: 35W
- Amp Draw: 3.8A
- Vibration Rating: 21.2 Grms
- Voltage: 9-32V DC
- Beam Pattern: Wide beam 40°



UTILITY SERIES LED WORK LIGHTS



VERTICAL HEAT SINK

Convection vertical heat sink design

SINGLE STUD MOUNT

Single stud mount base

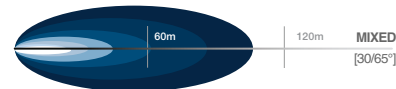
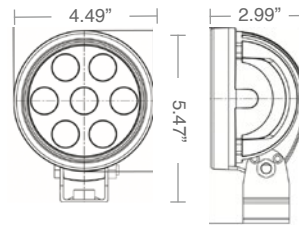
DEUTSCH CONNECTOR

Integrated Deutsch connector

ITEM #: XIL-UM40E3065R

4.5" RED UTILITY 7 LEDS


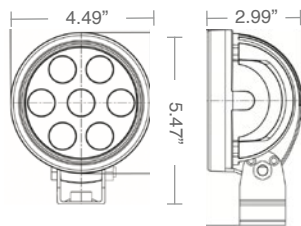
- Lumens: 1,596
- Wattage: 21W
- Amp Draw: 1.7A
- Vibration Rating: 21.2 Grms
- Voltage: 9-32V DC
- Beam Pattern: Mixed beam 30/65°



ITEM #: XIL-UMX4010

4.5" SPOT UTILITY 7 LEDS

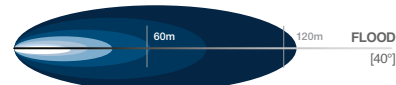
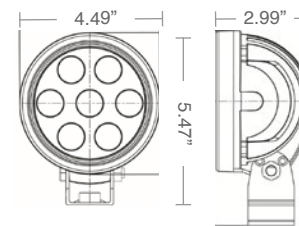
- Lumens: 3,696
- Wattage: 35W
- Amp Draw: 3.8A
- Vibration Rating: 21.2 Grms
- Voltage: 9-32V DC
- Beam Pattern: Narrow beam 10°



ITEM #: XIL-UMX4040

4.5" FLOOD UTILITY 7 LEDS

- Lumens: 3,696
- Wattage: 35W
- Amp Draw: 3.8A
- Vibration Rating: 21.2 Grms
- Voltage: 9-32V DC
- Beam Pattern: Wide beam 40°



WORK & SCENE LIGHTS

SCENE LIGHTS





The Vision X Scene Lights offer powerful, wide-area illumination designed for safety and efficiency in harsh work environments. Engineered for durability and reliability, these lights provide broad, even lighting for critical tasks, ensuring clear visibility in any situation. Ideal for industrial, commercial, and automotive applications, Vision X Scene Lights deliver dependable performance when you need it most.

104 SURFACE MOUNT SERIES

105 UTILITY FLOOD SERIES

106 STRIP LIGHTS

107 INSPECTION LIGHT

SURFACE MOUNT LED SCENE LIGHTS

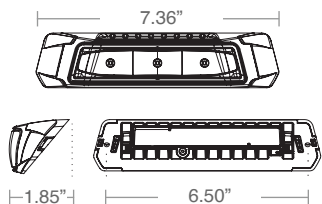
Rugged aluminum housing | End cap covers | Wide flood beam | Angled reflectors | High-output LEDs | Black or white housing options



ITEM #: WSL-9M

6" BLACK 9-WATT

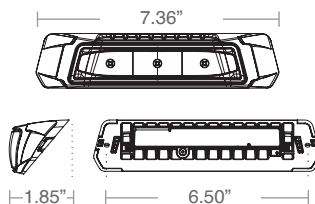
- Lumens: 1,350
- Wattage: 9W
- Amp Draw: 0.75A
- Beam Pattern: Wide Flood



ITEM #: WSL-9MW

6" WHITE 9-WATT

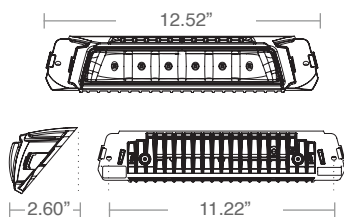
- Lumens: 1,350
- Wattage: 9W
- Amp Draw: 0.75A
- Beam Pattern: Wide Flood



ITEM #: WSL-18M

12" BLACK 18-WATT

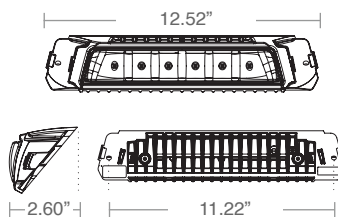
- Lumens: 2,700
- Wattage: 18W
- Amp Draw: 1.5A
- Beam Pattern: Wide Flood



ITEM #: WSL-18MW

12" WHITE 18-WATT

- Lumens: 2,700
- Wattage: 18W
- Amp Draw: 1.5A
- Beam Pattern: Wide Flood



UTILITY FLOOD SERIES

LED SCENE LIGHTS

ULTRA LOW POWER CONSUMPTION

Operates at 0.5A, making it one of the most energy-efficient options for prolonged use

WIDE COVERAGE

Ideal for illuminating large work areas with a broad, even spread of light

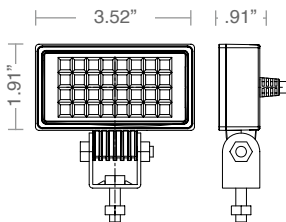
WIDE-ANGLE LEDS

32 LEDs provide extensive coverage, ensuring no spot is left in the dark

ITEM #: XIL-UF32

3.4" UTILITY FLOOD

- Lumens: 500
- Wattage: 6W
- Amp Draw: 0.5A
- Beam Pattern: Flood



XIL-UF32A
AMBER



XIL-UF32B
BLUE



XIL-UF32G
GREEN



XIL-UF32P
PURPLE



XIL-UF32R
RED

STRIP LIGHT

LED ACCESSORY LIGHTING

TOUCH-ACTIVATED MODELS

Convenient touch-activated lights provide easy control with a simple tap

UNIVERSAL APPLICATION

Designed for versatility, fitting a wide range of vehicles and work environments

COMPACT DESIGN

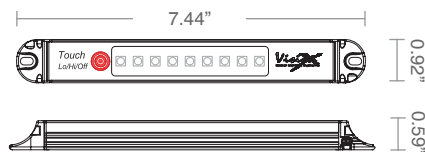
Small and efficient, perfect for tight spaces while delivering powerful illumination



ITEM #: XIL-ST7.5

7.5" STRIP LIGHT SOFT TOUCH

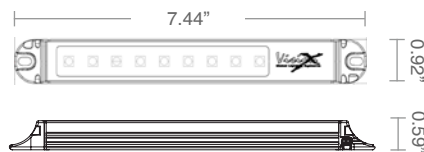
- Lumens: 141
- Wattage: 2W
- Amp Draw: 0.16A
- Beam Pattern: Flood
- Life: 30,000 hours



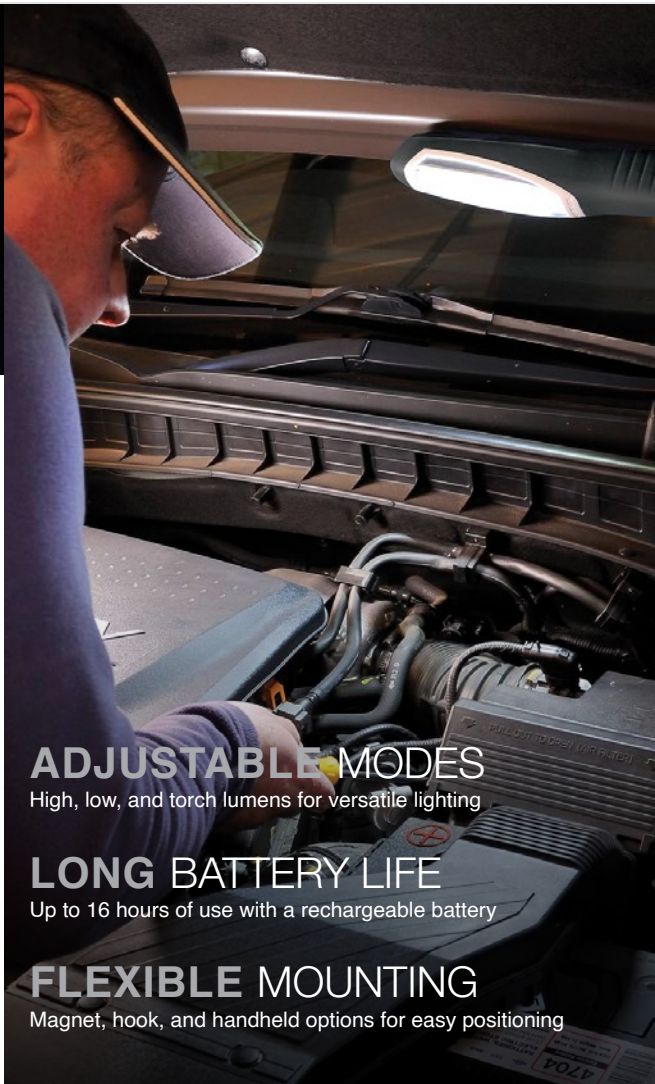
ITEM #: XIL-SL7.5

7.5" STRIP LIGHT HARD WIRE

- Lumens: 141
- Wattage: 2W
- Amp Draw: 0.16A
- Beam Pattern: Flood
- Life: 30,000 hours



WORK SHOP LED LIGHTING



ADJUSTABLE MODES

High, low, and torch lumens for versatile lighting

LONG BATTERY LIFE

Up to 16 hours of use with a rechargeable battery

FLEXIBLE MOUNTING

Magnet, hook, and handheld options for easy positioning

ITEM #: XIL-WL2

WORKSHOP INSPECTION

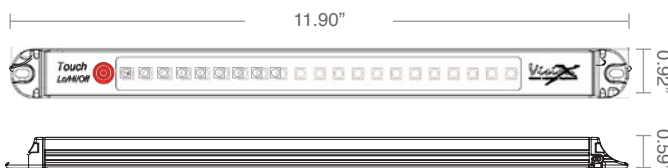
- **High Mode:** 1,000 lumens
- **Low Mode:** 500 lumens
- **Torch Mode:** 100 lumens
- **Battery Life:** 16 hours [rechargeable]
- **Mounting:** Magnet, hook, handheld



ITEM #: XIL-ST12

12" STRIP LIGHT SOFT TOUCH

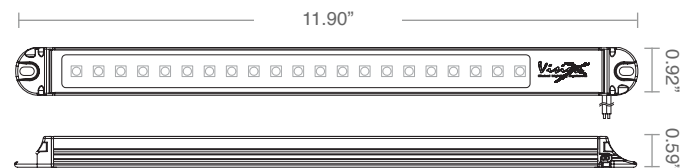
- **Lumens:** 328
- **Wattage:** 4.2W
- **Amp Draw:** 0.4A
- **Beam Pattern:** Flood
- **Life:** 30,000 hours



ITEM #: XIL-SL12

12" STRIP LIGHT HARD WIRE

- **Lumens:** 328
- **Wattage:** 4.2W
- **Amp Draw:** 0.4A
- **Beam Pattern:** Flood
- **Life:** 30,000 hours



WARNING & SAFETY LED BEACONS





The Vision X LED Beacons category provides high-visibility lighting solutions for both industrial and automotive segments. Designed for safety and reliability, these beacons ensure clear signaling in challenging environments. Built to withstand harsh conditions, Vision X LED Beacons deliver durable and efficient performance, making them essential for warning, identification, and safety in demanding applications.

110 AEROTECH SERIES

113 AEROTECH HD SERIES

114 AEROTECH LIGHT BOX SERIES

116 OPTITECH SERIES

118 TREMOR HD SERIES

119 CUSTOM MINE BAR SERIES

120 HAUL TRUCK FITOUT GUIDE

122 ID BOARD SERIES

123 TREMOR DRIFT STROBE SERIES

124 KILL ZONE SERIES

AEROTECH SERIES

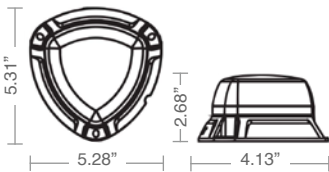
LED BEACONS

Durable die-cast aluminum base | MIL-STD-810G.514.6 vibration rating | Includes 4 flash patterns | 360° visibility

ITEM #: AERO-85600A [AMBER] / AERO-85600G [GREEN]

FLANGE SINGLE STACK

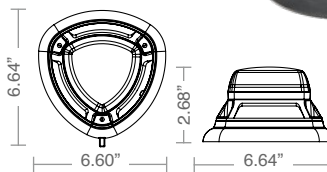
- Wattage: 45W
- Amp Draw: 0.6A [Rotate] / 1.4A [Flash]
- Voltage: 10-33V DC
- Vibration: MIL-STD-810G.514.6
- IP Rating: IP67 / IP69K
- Mount: Flange



ITEM #: AERO-85604A [AMBER] / AERO-85604G [GREEN]

MAG BASE SINGLE STACK


- Wattage: 45W
- Amp Draw: 0.6A [Rotate] / 1.4A [Flash]
- Voltage: 10-33V DC
- Vibration: MIL-STD-810G.514.6
- IP Rating: IP67 / IP69K
- Mount: Magnetic base



ITEM #: AERO-85601A

SINGLE BOLT SINGLE STACK

- Wattage: 45W
- Amp Draw: 0.6A [Rotate] / 1.4A [Flash]
- Voltage: 10-33V DC
- Vibration: MIL-STD-810G.514.6
- IP Rating: IP67 / IP69K
- Mount: Single bolt



ITEM #: AERO-85602A

FIXED DIN SINGLE STACK

- Wattage: 45W
- Amp Draw: 0.6A [Rotate] / 1.4A [Flash]
- Voltage: 10-33V DC
- Vibration: MIL-STD-810G.514.6
- IP Rating: IP67 / IP69K
- Mount: Fixed DIN



ITEM #: AERO-85603A

FLEX DIN SINGLE STACK

- Wattage: 45W
- Amp Draw: 0.6A [Rotate] / 1.4A [Flash]
- Voltage: 10-33V DC
- Vibration: MIL-STD-810G.514.6
- IP Rating: IP67 / IP69K
- Mount: Flexible DIN

AEROTECH SERIES

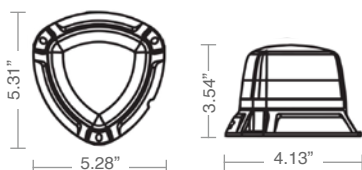
LED BEACONS

Durable die-cast aluminum base | MIL-STD-810G.514.6 vibration rating | Includes 4 flash patterns | 360° visibility

ITEM #: AERO-85606A [AMBER]

FLANGE DOUBLE STACK

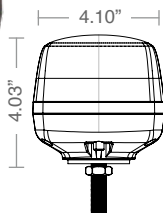
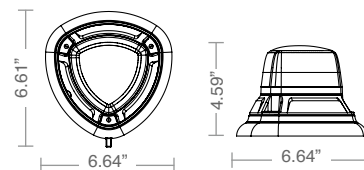
- **Wattage:** 90W
- **Amp Draw:** 1A [Rotate] / 1.6A [Flash]
- **Voltage:** 10-33V DC
- **Vibration:** MIL-STD-810G.514.6
- **IP Rating:** IP67 / IP69K
- **Mount:** Flange



ITEM #: AERO-85610A [AMBER]

MAG BASE DOUBLE STACK

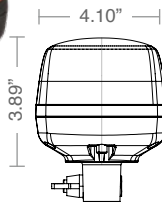
- **Wattage:** 90W
- **Amp Draw:** 1A [Rotate] / 1.6A [Flash]
- **Voltage:** 10-33V DC
- **Vibration:** MIL-STD-810G.514.6
- **IP Rating:** IP67 / IP69K
- **Mount:** Magnetic base



ITEM #: AERO-85607A

SINGLE BOLT DOUBLE STACK

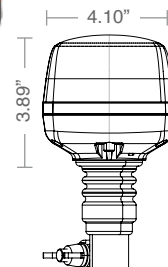
- **Wattage:** 90W
- **Amp Draw:** 1A [Rotate] / 1.6A [Flash]
- **Voltage:** 10-33V DC
- **Vibration:** MIL-STD-810G.514.6
- **IP Rating:** IP67 / IP69K
- **Mount:** Single bolt



ITEM #: AERO-85608A

FIXED DIN DOUBLE STACK

- **Wattage:** 90W
- **Amp Draw:** 1A [Rotate] / 1.6A [Flash]
- **Voltage:** 10-33V DC
- **Vibration:** MIL-STD-810G.514.6
- **IP Rating:** IP67 / IP69K
- **Mount:** Fixed DIN



ITEM #: AERO-85609A

FLEX DIN DOUBLE STACK

- **Wattage:** 90W
- **Amp Draw:** 1A [Rotate] / 1.6A [Flash]
- **Voltage:** 10-33V DC
- **Vibration:** MIL-STD-810G.514.6
- **IP Rating:** IP67 / IP69K
- **Mount:** Flexible DIN

AEROTECH SERIES

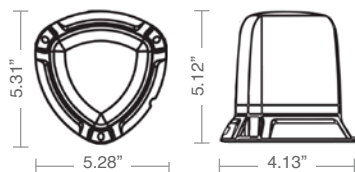
LED BEACONS

Durable die-cast aluminum base | MIL-STD-810G.514.6 vibration rating | Includes 4 flash patterns | 360° visibility

ITEM #: AERO-85612A [AMBER]

FLANGE QUADRA STACK

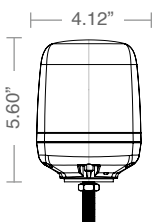
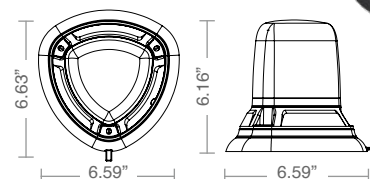
- **Wattage:** 36W
- **Amp Draw:** 1A [Rotate] / 1.6A [Flash]
- **Voltage:** 10-33V DC
- **Vibration:** MIL-STD-810G.514.6
- **IP Rating:** IP67 / IP69K
- **Mount:** Flange



ITEM #: AERO-85616A [AMBER]

MAG BASE QUADRA STACK

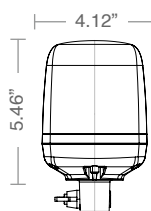
- **Wattage:** 36W
- **Amp Draw:** 1A [Rotate] / 1.6A [Flash]
- **Voltage:** 10-33V DC
- **Vibration:** MIL-STD-810G.514.6
- **IP Rating:** IP67 / IP69K
- **Mount:** Magnetic base



ITEM #: AERO-85613A

SINGLE BOLT QUADRA STACK

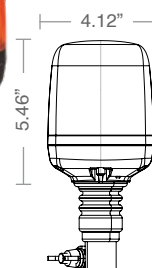
- **Wattage:** 36W
- **Amp Draw:** 1A [Rotate] / 1.6A [Flash]
- **Voltage:** 10-33V DC
- **Vibration:** MIL-STD-810G.514.6
- **IP Rating:** IP67 / IP69K
- **Mount:** Single bolt



ITEM #: AERO-85614A

FIXED DIN QUADRA STACK

- **Wattage:** 36W
- **Amp Draw:** 1A [Rotate] / 1.6A [Flash]
- **Voltage:** 10-33V DC
- **Vibration:** MIL-STD-810G.514.6
- **IP Rating:** IP67 / IP69K
- **Mount:** Fixed DIN



ITEM #: AERO-85615A

FLEX DIN QUADRA STACK

- **Wattage:** 36W
- **Amp Draw:** 1A [Rotate] / 1.6A [Flash]
- **Voltage:** 10-33V DC
- **Vibration:** MIL-STD-810G.514.6
- **IP Rating:** IP67 / IP69K
- **Mount:** Flexible DIN

AEROTECH HD SERIES

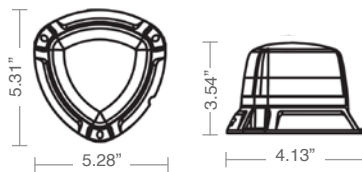
LED BEACONS

6x Brighter than SAE for rotate and flash | Tougher design with die-cast aluminum base | Vibration & shock tested to ISO and military standards

ITEM #: AERO-85618A [AMBER]

FLANGE SINGLE STACK

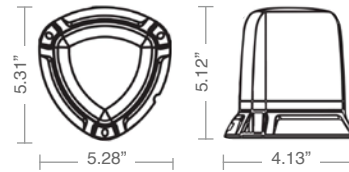
- Wattage: 90W
- Amp Draw: 1.1A [Rotate] / 2.4A [Flash]
- Voltage: 10-33V DC
- Vibration: MIL-STD-810G.514.6
- IP Rating: IP67 / IP69K
- Mount: Flange



ITEM #: AERO-85620A [AMBER]

FLANGE QUADRA STACK

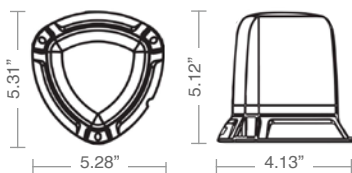
- Wattage: 108W
- Amp Draw: 1.1A [Rotate] / 2.4A [Flash]
- Voltage: 10-33V DC
- Vibration: MIL-STD-810G.514.6
- IP Rating: IP67 / IP69K
- Mount: Magnetic base



ITEM #: AERO-85620G [GREEN]

FLANGE QUADRA STACK

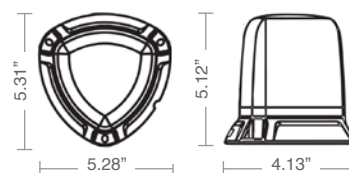
- Wattage: 108W
- Amp Draw: 1.1A [Rotate] / 2.4A [Flash]
- Voltage: 10-33V DC
- Vibration: MIL-STD-810G.514.6
- IP Rating: IP67 / IP69K
- Mount: Magnetic base



ITEM #: AERO-85620B [BLUE]

FLANGE QUADRA STACK

- Wattage: 108W
- Amp Draw: 1.1A [Rotate] / 2.4A [Flash]
- Voltage: 10-33V DC
- Vibration: MIL-STD-810G.514.6
- IP Rating: IP67 / IP69K
- Mount: Magnetic base



AEROTECH LIGHT BOX SERIES

LED BEACONS

BRIGHT & DURABLE

Ultra-bright, vibration-resistant design for tough conditions

VERSATILE MOUNTING

Fixed or magnetic base for easy installation

CUSTOMIZABLE STACKS

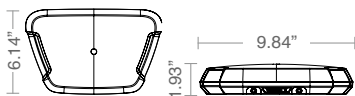
Available in single or double stacks with optional night mode



ITEM #: AERO-85015X

10" FIXED MOUNT SINGLE STACK

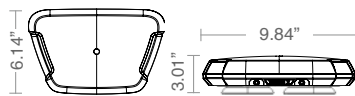
- Wattage: 81W
- Amp Draw: 1.7A [Rotate] / 3.5A [Flash]
- Voltage: 10-80V DC
- Vibration: ISO 16750-3, MIL-STD-801G
- IP Rating: J845 Class 1, W3-1
- Mount: Fixed
- Available Colors: **A** - Amber, **AC** - Amber/Clear, **AG** - Amber/Green
Replace **X** with color letter(s)



ITEM #: AERO-85016X

10" MAG BASE SINGLE STACK

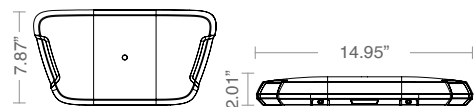
- Wattage: 81W
- Amp Draw: 1.7A [Rotate] / 3.5A [Flash]
- Voltage: 10-80V DC
- Vibration: ISO 16750-3, MIL-STD-801G
- IP Rating: J845 Class 1, W3-1
- Mount: Magnetic base
- Available Colors: **A** - Amber, **AC** - Amber/Clear, **AG** - Amber/Green
Replace **X** with color letter(s)




ITEM #: AERO-85017X

15" FIXED MOUNT QUADRA STACK

- Wattage: 126W
- Amp Draw: 2.1A [Rotate] / 4.3A [Flash]
- Voltage: 10-80V DC
- Vibration: ISO 16750-3, MIL-STD-801G
- IP Rating: J845 Class 1, W3-1
- Mount: Fixed
- Available Colors: **A** - Amber, **AC** - Amber/Clear, **AG** - Amber/Green, **AW** - Amber/White
Replace **X** with color letter(s)



AEROTECH ACCESSORIES



ITEM #: AERO-85393

ADAPTER PLATE

T/S AEROTECH SMALL



ITEM #: AERO-85396

SINGLE BOLT BASE

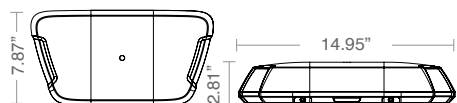
T/S AEROTECH



ITEM #: AERO-85019X

15" FIXED MOUNT DOUBLE STACK

- **Wattage:** 525W
- **Amp Draw:** 2.0A [Rotate] / 4.3A [Flash]
- **Voltage:** 10-80V DC
- **Vibration:** ISO 16750-3, MIL-STD-801G
- **IP Rating:** J845 Class 1, W3-1
- **Mount:** Fixed
- **Available Colors:** **A** - Amber, **AC** - Amber/Clear
Replace X with color letter(s)



ITEM #: AERO-85397

FIXED DIN MOUNT

T/S AEROTECH



ITEM #: AERO-85398

FLEX DIN MOUNT

T/S AEROTECH



ITEM #: AERO-85399

MAGNETIC MOUNT

T/S AEROTECH

OPTITECH SERIES LED BEACONS



SUPERIOR BRIGHTNESS

Delivers twice the brightness of the SAE standard, ensuring enhanced visibility in all conditions

HALOGEN-LEVEL RANGE

Provides a visibility range comparable to 55W or 70W halogen bulbs, offering powerful illumination with LED efficiency

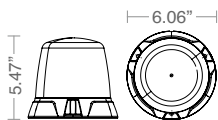
QUIET OPERATION

Equipped with a stepper motor for smooth and quiet performance, minimizing noise in sensitive environments

ITEM #: OPT-85660X

LED BEACON FLANGE

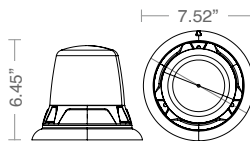
- Wattage: 30W
- Amp Draw: 1.0A
- Voltage: 10-33V DC
- Mount: Flange
- Available Colors: **A** - Amber, **AG** - Amber/Green, **B** - Blue, **C** - Clear, **R** - Red
Replace **X** with color letter(s)



ITEM #: OPT-85668A

LED BEACON MAG BASE

- Wattage: 30W
- Amp Draw: 1.0A
- Voltage: 10-33V DC
- Mount: Magnetic base



OPTITECH SERIES ACCESSORIES

Virtually unbreakable polycarbonate lens

ITEM #: OPT-85662A

SINGLE BOLT LED BEACON

- Wattage: 30W
- Amp Draw: 1.0A
- Voltage: 10-33V DC
- Mount: Single bolt



ITEM #: OPT-85664A

FIXED DIN LED BEACON

- Wattage: 30W
- Amp Draw: 1.0A
- Voltage: 10-33V DC
- Mount: Fixed DIN



ITEM #: OPT-85666A

FLEX DIN LED BEACON

- Wattage: 30W
- Amp Draw: 1.0A
- Voltage: 10-33V DC
- Mount: Flexible DIN



ITEM #: OPT-85690A

AMBER LENS OPTITECH BEACON



ITEM #: OPT-85690B

BLUE LENS OPTITECH BEACON



ITEM #: OPT-85690C

CLEAR LENS OPTITECH BEACON



ITEM #: OPT-85690G

GREEN LENS OPTITECH BEACON



ITEM #: OPT-85690R

RED LENS OPTITECH BEACON

TREMOR HD SERIES LED BEACONS



SAE CLASS I COMPLIANT

High-intensity visibility meets
SAE Class I standards

CUSTOM FLASH PATTERNS

Multiple selectable patterns
for versatile signaling

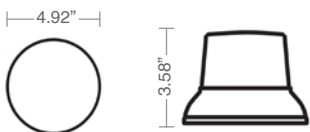
SYNC & AUTO DIM

Synchronize units for coordinated flashing;
auto-dimming adjusts to ambient light

ITEM #: TREM-85250X

LED BEACON XD SMALL

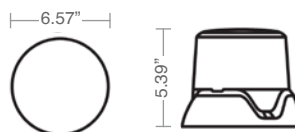
- Wattage: 40W
- Amp Draw: 2.0A [Rotate] / 4.3A [Flash]
- Voltage: 12-24V DC
- Class Rating: SAE Class I
- IP Rating: IP67 / IP69K
- Mount: Flange
- Available Colors: **A** - Amber, **AC** - Clear
Replace X with color letter(s)



ITEM #: TREM-85246X

LED BEACON XD LARGE

- Wattage: 48W
- Amp Draw: 1.8A
- Voltage: 12-24V DC
- Class Rating: SAE Class I
- Ratings: IP69K, CISPR25
- Vibration: MIL-STD-801G
- Mount: Flange
- Available Colors: **A** - Amber, **AC** - Clear, **B** - Blue, **G** - Green
Replace X with color letter(s)



CUSTOM MINE BAR SERIES

SAFETY LIGHTING

Reliable visibility and safety for essential operations | Units can be synchronized for flash together



ITEM #: MIL-85246A.WL4MB

DURAL 2 WORK LIGHT + TREMOR XD LARGE BEACON

DURALUX GEN II 4 LED

ITEM #: DURA-WL460

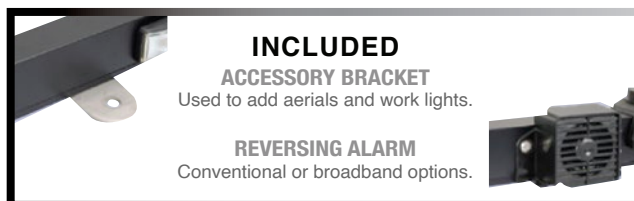
- Lumens: 2,112
- Wattage: 20W
- Amp Draw: 1.6A
- Voltage: 9-32V DC
- Vibration: 21.2 Grms
- Ratings: IP67 / IP69K, CISPR25
- Beam Pattern: Flood 60°



TREMOR XD LARGE BEACON

ITEM #: TREM-85246A

- Wattage: 48W
- Amp Draw: 1.8A
- Voltage: 12-24V DC
- Class Rating: SAE Class I
- Ratings: IP69K, CISPR25
- Vibration: MIL-STD-801G
- Mount: Flange



LED LIGHTING GUIDE

HAUL TRUCK

1 HIGH BEAM LED SPOT


PG 85-86

2 LOW BEAM ANTI-GLARE

PG 85-86

3 FOG LIGHT YELLOW ANTI-GLARE

PG 85-86



ENGINEERED LIGHTING SOLUTION

4 WORK LIGHT LED FLOOD


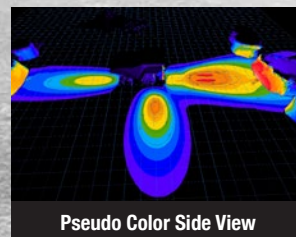
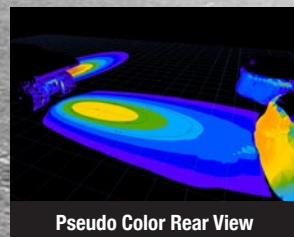
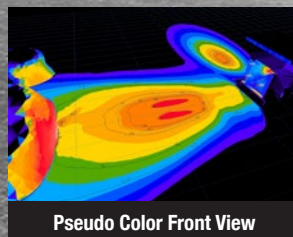
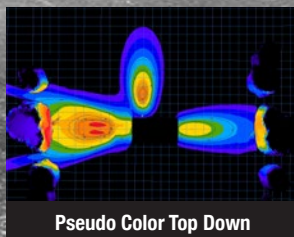
PG 85-86

5 ID BOARD LED 2 & 3 DIGIT

PG 118

6 WARNING LIGHT LED BEACON

PG 114



ID BOARD SIGNS

SAFETY LIGHTING



24/7 OPERATION

Designed for continuous,
reliable performance

EASY DIGIT CHANGES

Magnetic sensor allows
quick digit updates

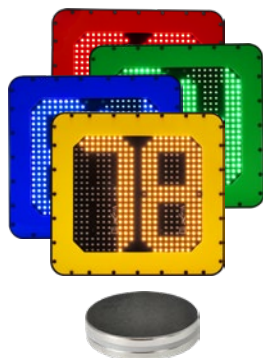
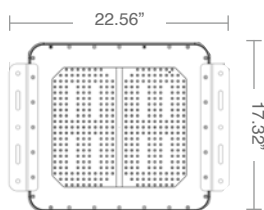
ROBUST DESIGN

Engineered for tough environments
and long-lasting use

ITEM #: MIL-ID02X

ID BOARDS 2 LED


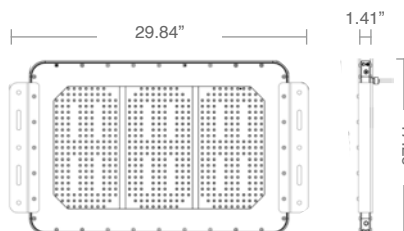
- **LEDs:** 195 per digit
- **Wattage:** 78W
- **Amp Draw:** 6.5A
- **Voltage:** 12-36V DC
- **IP Rating:** IP68/ IP69K, CISPR 25
- **Available Colors:** Amber, Blue, Green, Red
Replace X with color letter



ITEM #: MIL-ID03X

ID BOARDS 3 LED

- **LEDs:** 195 per digit
- **Wattage:** 117W
- **Amp Draw:** 9.8A
- **Voltage:** 12-36V DC
- **IP Rating:** IP68/ IP69K, CISPR 25
- **Available Colors:** Amber, Blue, Green, Red
Replace X with color letter



TREMOR DRIFT STROBE

SAFETY LIGHTING

FOUR LED COLORS

Customizable safety signaling
with four color options

NARROW PASSAGE VISIBILITY

Improves visibility
in tight spaces

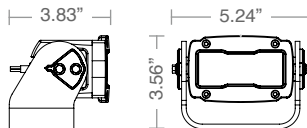
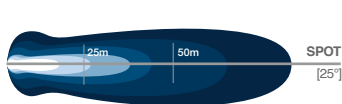
EARLY TRAFFIC WARNING

Notifies oncoming traffic
up to 200 feet sooner

ITEM #: THB-0303X.2HZ

TREMOR DRIFT STROBE

- Lumens: Varies by color
- Wattage: 9W
- Amp Draw: 0.6A
- Voltage: 12-36V DC
- Vibration: 15.6 Grms
- IP Rating: IP68/ IP69K
- Available Colors: **Amber**, **Blue**, **Green**, **Red**
Replace X with color letter



KILL ZONE SAFETY LIGHTING

IF YOU'RE IN THE **RED**, YOU'RE DEAD

RED LED BOUNDARY

Creates a visible "Kill Zone"
with a red LED elliptical pattern

SCALABLE SETUP

Adjusts to fit different vehicle
sizes for precise safety

HAZARD AWARENESS

Defines dangerous zones
to keep workers safe

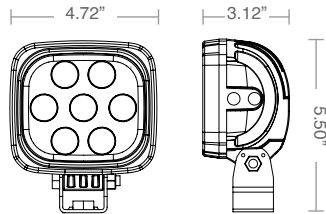
KILL ZONE SAFETY LIGHTING

Uses a RED LED elliptical pattern to outline "Kill Zone" around vehicle | Scalable system ensures clear boundaries for safety

KIT #: XIL-UM44E3065RPSKZKIT

4" UM SERIES RED LIGHT

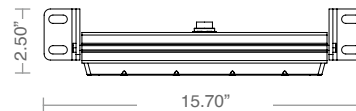
- Lumens: 3,451
- Wattage: 21W
- Amp Draw: 3.0A
- Voltage: 11-65V DC
- Vibration: 21.2 Grms
- IP Rating: IP68 / IP69K
- Beam Pattern: Flood 30/65°



KIT #: MIL-KZ1RPHSYS

MV-1R SERIES RED BOUNDARY


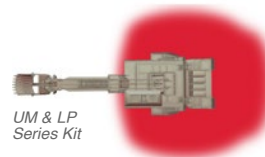
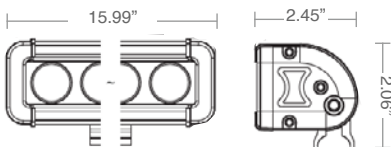
- Lumens: 5,000
- Wattage: 60W
- Amp Draw: 0.5A
- Voltage: 90-277V DC
- Vibration: 21.2 Grms
- IP Rating: IP68 / IP69K
- Beam Pattern: Flood



KIT #: XIL-LP12E3065RPSKZKIT

16" LP SERIES RED LIGHT

- Lumens: 5,916
- Wattage: 36W
- Amp Draw: 3.1A
- Voltage: 9-32V DC
- Vibration: 15.6 Grms
- IP Rating: IP68 / IP69K
- Beam Pattern: Flood 30/65°



INPUT VOLTAGE: 90-305V AC
OUTPUT VOLTAGE: 45-53V AC
VIBRATION: 10 ~ 500Hz
INGRESS: IP67 / IP65



ITEM #:
XPC-PS185-48A
XPC-PS185-24
POWER SUPPLY

INPUT VOLTAGE: 90-305V AC
OUTPUT VOLTAGE: 24V AC
VIBRATION: 10 ~ 500Hz
INGRESS: IP67 / IP65



ITEM #:
P-JBOXPSE
POWER SUPPLY

COMMERCIAL AC/DC LIGHTING





The Vision X LED Beacons category provides high-visibility lighting solutions for both industrial and automotive segments. Designed for safety and reliability, these beacons ensure clear signaling in challenging environments. Built to withstand harsh conditions, Vision X LED Beacons deliver durable and efficient performance, making them essential for warning, identification, and safety in demanding applications.

128 VL PITMASTER AC/DC SERIES

129 PITMASTER DC SERIES

130 SHOCKWAVE DC SERIES

133 FLOOD AC SERIES

137 CORROSION RESISTANT SERIES

139 LINEAR AC SERIES

VL PITMASTER SERIES

AC/DC LIGHTING

Compact and durable die-cast housing | Extreme high output LEDs | AC or DC light fixture

ITEM #: VDP022760

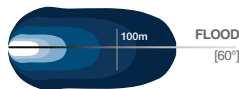
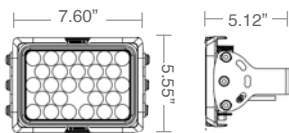
DC TOWER LIGHT

27 LEDS

- Lumens: 8,350
- Wattage: 50W
- Amp Draw: 4.15A @ 12V DC
- Voltage: 10-32V
- Beam Pattern: Flood 60°



*Trunnion bracket Not Included



ITEM #: VSP022760

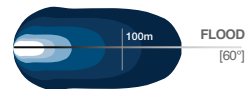
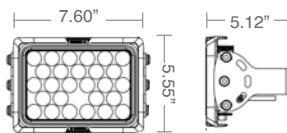
AC TOWER LIGHT

27 LEDS

- Lumens: 8,350
- Wattage: 50W
- Amp Draw: 0.9A @ 110V DC
- Voltage: 10-32V
- Beam Pattern: Flood 60°



*Trunnion bracket Not Included

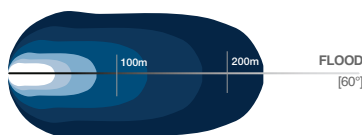
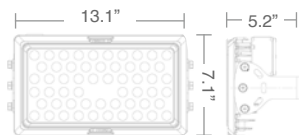


ITEM #: VSP025660

AC TOWER LIGHT

56 LEDS

- Lumens: 16,785
- Wattage: 100W
- Amp Draw: 8.3A @ 12V AC
- Voltage: 10-32V
- Mount: Trunnion bracket
- Beam Pattern: Flood 60°

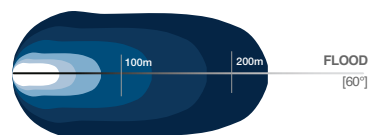
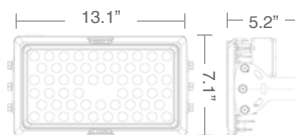


ITEM #: VSP025660

AC STRUCTURAL LIGHT

56 LEDS

- Lumens: 8,350
- Wattage: 50W
- Amp Draw: 0.45A @ 110V AC
- Beam Pattern: Flood 60°



ITEM #: VABPTR

TRUNNION BRACKET

- Usage: For 56 LED tower light



ITEM #: VABP27TR

TRUNNION BRACKET

- Usage: For 27 LED tower light



PITMASTER SERIES

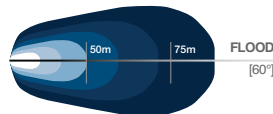
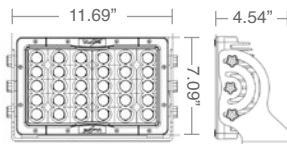
DC LIGHTING

Extra-wide flood beam for maximum coverage | 30 or 60 LEDs for customizable output | Delivering powerful illumination for large areas

ITEM #: MIL-PMX3060

PITMASTER FLOOD 30 LEDs

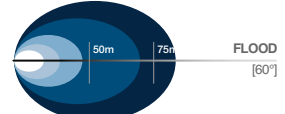
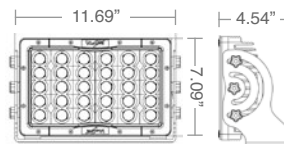
- Lumens: 15,840
- Wattage: 150W
- Amp Draw: 12.5A
- Vibration Rating: 15.6 Grms
- Voltage: 11-65V
- Beam Pattern: Flood 60°



ITEM #: MIL-PMX3090

PITMASTER WIDE FLOOD 30 LEDs

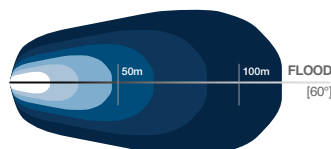
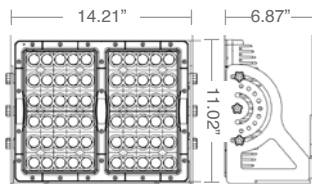
- Lumens: 15,840
- Wattage: 150W
- Amp Draw: 12.5A
- Vibration Rating: 15.6 Grms
- Voltage: 11-65V
- Beam Pattern: Wide Flood 90°



ITEM #: MIL-PMX6060

XTRA WIDE FLOOD 60 LEDs

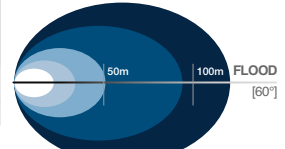
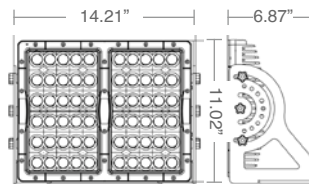
- Lumens: 31,680
- Wattage: 300W
- Amp Draw: 25.0A
- Vibration Rating: 15.6 Grms
- Voltage: 11-65V
- Beam Pattern: Xtra Wide Flood 60°



ITEM #: MIL-PMX3090

XTREME FLOOD 60 LEDs

- Lumens: 31,680
- Wattage: 300W
- Amp Draw: 25.0A
- Vibration Rating: 15.6 Grms
- Voltage: 11-65V
- Beam Pattern: Xtreme Flood 90°



SHOCKWAVE SERIES

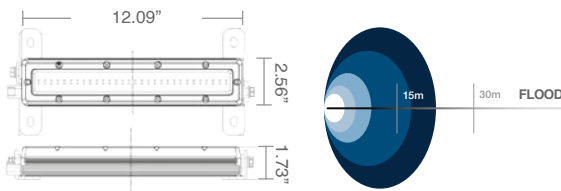
DC LIGHTING

Offers a flood beam pattern | 10- to 40-watt options | Available in single or dual stack | Sizes ranging from 12 to 48 inches

ITEM #: MIL-SWS1210

12" 10-WATT SINGLE

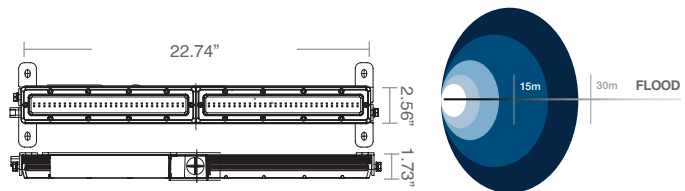
- Lumens: 875
- Wattage: 10W
- Amp Draw: 0.4A
- Vibration Rating: 15.6 Grms
- Voltage: 9-32V
- Beam Pattern: Flood



ITEM #: MIL-SWS2420

24" 20-WATT SINGLE

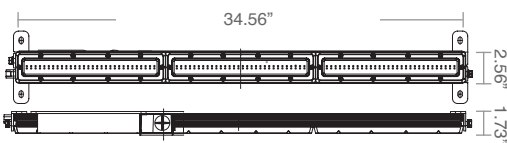
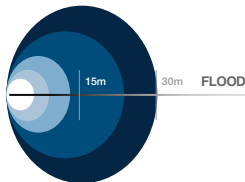
- Lumens: 1,750
- Wattage: 20W
- Amp Draw: 0.8A
- Vibration Rating: 15.6 Grms
- Voltage: 9-32V
- Beam Pattern: Flood



ITEM #: MIL-SWS3630

36" 30-WATT SINGLE

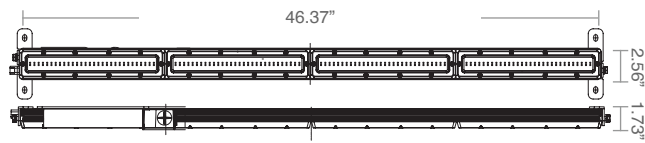
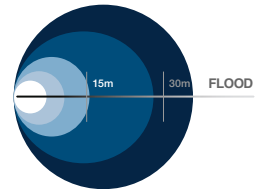
- Lumens: 2,625
- Wattage: 30W
- Amp Draw: 1.2A
- Vibration Rating: 15.6 Grms
- Voltage: 9-32V
- Beam Pattern: Flood



ITEM #: MIL-SWS4840

48" 40-WATT SINGLE

- Lumens: 3,500
- Wattage: 40W
- Amp Draw: 1.6A
- Vibration Rating: 15.6 Grms
- Voltage: 9-32V
- Beam Pattern: Flood



SHOCKWAVE SERIES

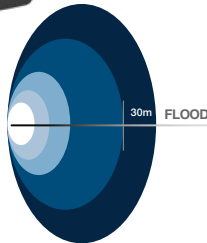
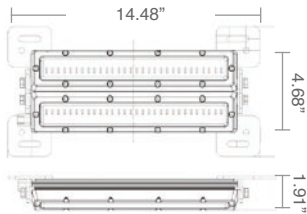
DC LIGHTING

Offers a flood beam pattern | 10- to 40-watt options | Available in single or dual stack | Sizes ranging from 12 to 48 inches

ITEM #: MIL-SWD1220

12" 20-WATT DUAL

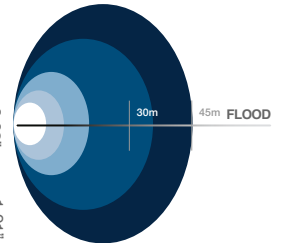
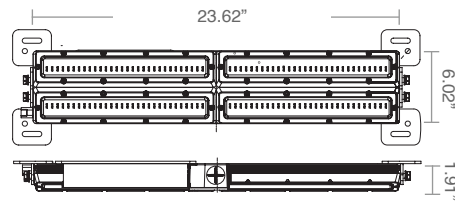
- Lumens: 1,750
- Wattage: 20W
- Amp Draw: 0.8A
- Vibration Rating: 15.6 Grms
- Voltage: 9-32V
- Beam Pattern: Flood



ITEM #: MIL-SWD2440

24" 40-WATT DUAL

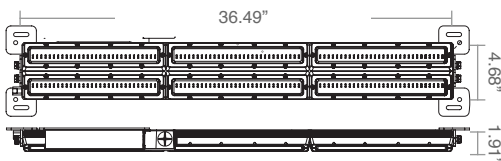
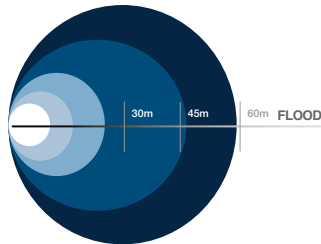
- Lumens: 3,500
- Wattage: 40W
- Amp Draw: 1.6A
- Vibration Rating: 15.6 Grms
- Voltage: 9-32V
- Beam Pattern: Flood



ITEM #: MIL-SWD3660

36" 60-WATT DUAL

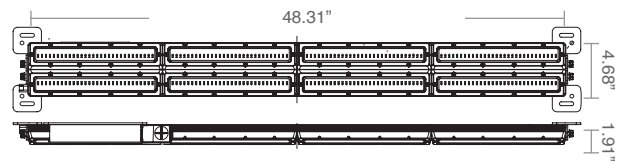
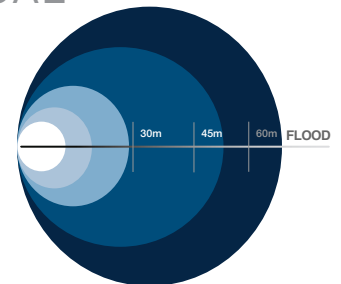
- Lumens: 5,250
- Wattage: 60W
- Amp Draw: 2.4A
- Vibration Rating: 15.6 Grms
- Voltage: 9-32V
- Beam Pattern: Flood



ITEM #: MIL-SWD4880

48" 80-WATT DUAL

- Lumens: 7,000
- Wattage: 80W
- Amp Draw: 3.2A
- Vibration Rating: 15.6 Grms
- Voltage: 9-32V
- Beam Pattern: Flood



FLOOD SERIES

AC LIGHTING



FLEXIBLE BEAM PATTERNS

Ranges from 10-degree spot to 180-degree ultra-wide flood for varied lighting needs

POWERFUL OUTPUT

Delivers high lumen brightness for excellent visibility in large areas

EASY INTEGRATION

Direct OEM and halogen replacements with high-voltage options for seamless upgrades

AC FLOOD SERIES

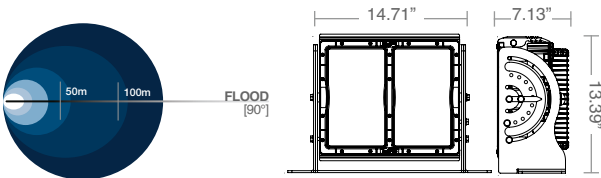
AC LIGHTING

Beam options from a 10-degree spot to a 180-degree ultra-wide flood | Delivers huge lumen output | Supports high-voltage configurations

ITEM #: LSG066090XX

AC PITMASTER 280W/90°

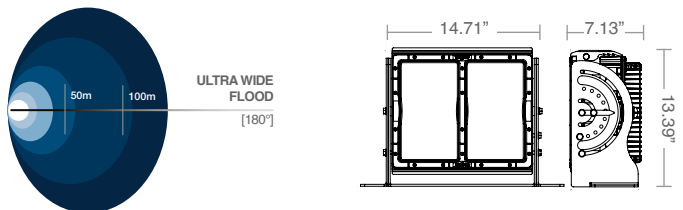
- Lumens: 36,000
 - Wattage: 280W
 - Amp Draw: 2.55A @ 110V AC
 - Vibration Rating: 15.6Grms
 - Voltage: 90-305V AC / HV 249-528V AC
 - Beam Pattern: Flood 90°
 - Options: **HV** = High Voltage, **TRQC** = Trunnion, Quick Connect, **TRHDQC** = Trunnion, Heavy Duty, Quick Connect, **STRHDQC** = Stainless Trunnion, Heavy Duty, Quick Connect
- Replace **XX** with letters representing options



ITEM #: LSG02140180XX

AC PITMASTER 280W/180°

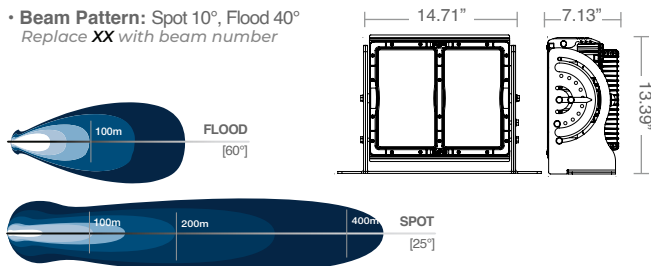
- Lumens: 36,000
 - Wattage: 280W
 - Amp Draw: 2.55A @ 110V AC
 - Vibration Rating: 15.6Grms
 - Voltage: 90-305V AC / HV 249-528V AC
 - Beam Pattern: Wide Flood 180°
 - Options: **HV** = High Voltage, **TRQC** = Trunnion, Quick Connect, **TRHDQC** = Trunnion, Heavy Duty, Quick Connect, **STRHDQC** = Stainless Trunnion, Heavy Duty, Quick Connect
- Replace **XX** with letters representing options



ITEM #: LSG0660XXHVPH

AC PITMASTER P&H 280W

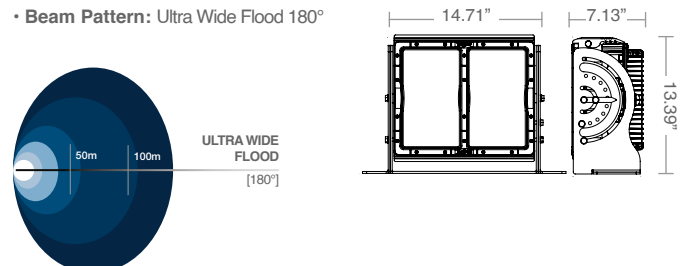
- Direct Fitment For P&H Rope Shovels
- Lumens: 35,000
- Wattage: 280W
- Amp Draw: 2.55A
- Vibration Rating: 15.6Grms
- Voltage: 90-305V DC | HV 249-528V AC
Add **HV** For High Voltage
- Rating: IP68 / IP69K, CISPR 25
- Beam Pattern: Spot 10°, Flood 40°
Replace **XX** with beam number



ITEM #: LSG0660180HVPH

AC PITMASTER P&H 280W/180°

- Direct Fitment For P&H Rope Shovels
- Lumens: 36,000
- Wattage: 280W
- Amp Draw: 2.55A
- Vibration Rating: 15.6Grms
- Voltage: 90-305V DC | HV 249-528V AC
Add **HV** For High Voltage
- Rating: IP68 / IP69K, CISPR 25
- Beam Pattern: Ultra Wide Flood 180°



AC FLOOD SERIES

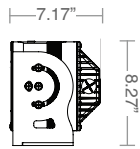
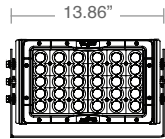
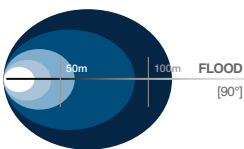
AC LIGHTING

High-voltage options available | 10-degree spot to 180-degree ultra-wide flood | Quick connection options available

ITEM #: LSG063090XX

AC PITMASTER 140W/90°

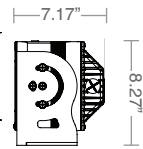
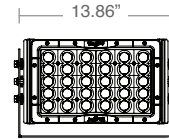
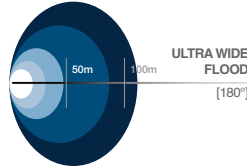
- Lumens: 21,000
- Wattage: 140W
- Amp Draw: 1.22A @ 115V AC
- Vibration Rating: 15.6Grms
- Voltage: 90-305V AC / HV 180-528V AC
- Beam Pattern: Flood 90°
- Options: HV = High Voltage,
STRQC = Stainless Trunnion, Quick Connect,
STRHDQC = Stainless Trunnion, Heavy Duty, Quick Connect
Replace XX with letters representing options



ITEM #: LSG0270180XX

AC PITMASTER 140W/180°

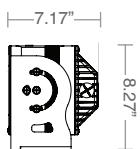
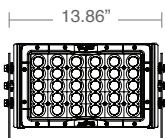
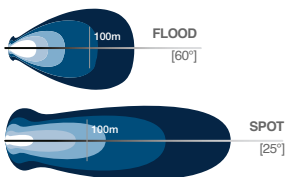
- Lumens: 21,000
- Wattage: 140W
- Amp Draw: 1.22A @ 115V AC
- Vibration Rating: 15.6Grms
- Voltage: 90-305V AC / HV 180-528V AC
- Beam Pattern: Flood 180°
- Options: HV = High Voltage,
STRQC = Stainless Trunnion, Quick Connect,
STRHDQC = Stainless Trunnion, Heavy Duty, Quick Connect
Replace XX with letters representing options



ITEM #: LSG0630XXHVPH

AC PITMASTER P&H 140W

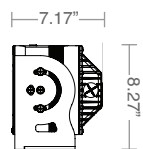
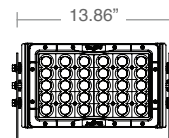
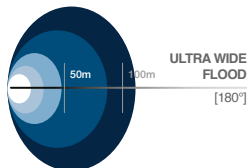
- Direct Fitment For P&H Rope Shovels
- Lumens: 21,000
- Wattage: 140W
- Amp Draw: 1.22A
- Vibration Rating: 15.6Grms
- Voltage: 90-305V DC | HV 180-528V AC
Add HV For High Voltage
- Rating: IP68 / IP69K, CISPR 25
- Beam Pattern: Spot 10°, Flood 40°
Replace XX with beam number



ITEM #: LSG0630180HVPH

AC PITMASTER P&H 140W

- Direct Fitment For P&H Rope Shovels
- Lumens: 21,000
- Wattage: 140W
- Amp Draw: 1.22A
- Vibration Rating: 15.6Grms
- Voltage: 90-305V DC | HV 180-528V AC
Add HV For High Voltage
- Rating: IP68 / IP69K, CISPR 25
- Beam Pattern: Ultra Wide Flood 180°



AC FLOOD JUNCTION BOX

HIGH-VOLTAGE READY

Supports HV configurations for demanding applications

FLEXIBLE MOUNTING

Optional quick connect and heavy-duty stainless trunnion

WIDE BEAM OPTIONS

90-degree flood and 180-degree ultra-wide coverage

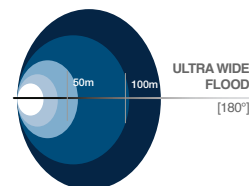
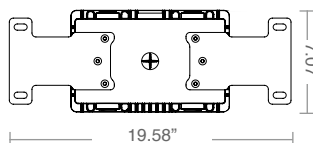
ITEM #: LSG0225180PH

AC JUNCTION BOX P&H 50W

- Direct Fitment For P&H Rope Shovels
- Lumens: 7,000
- Wattage: 50W
- Amp Draw: 0.43A @ 115V AC
- Vibration Rating: 15.6Grms
- Voltage: 90-305V AC
- Rating: IP68 / IP69K, CISPR 25
- Beam Pattern: Ultra Wide Flood 180°



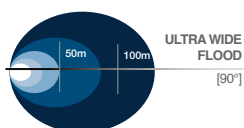
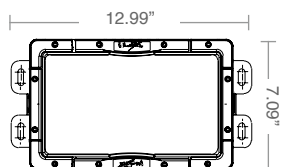
ITEM#: LAYUC2M
6.6' QUICK CONNECT CABLE



ITEM #: LSG033090XX

AC JUNCTION BOX 50W/90°

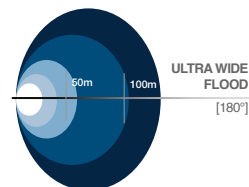
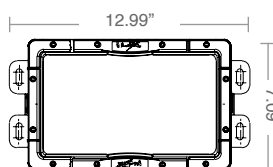
- Lumens: 7,000
 - Wattage: 50W
 - Amp Draw: 0.43A @ 115V AC
 - Vibration Rating: 15.6Grms
 - Voltage: 90-305V AC
 - Beam Pattern: Wide Flood 90°
 - Options: HV = High Voltage, TRQC = Trunnion, Quick Connect, STRHDQC = Stainless Trunnion, Heavy Duty, Quick Connect
- Replace XX with letters representing options



ITEM #: LSG0225180XX

AC JUNCTION BOX 50W/180°

- Lumens: 7,000
 - Wattage: 50W
 - Amp Draw: 0.43A @ 115V AC
 - Vibration Rating: 15.6Grms
 - Voltage: 90-305V AC
 - Beam Pattern: Ultra Wide Flood 180°
 - Options: HV = High Voltage, TRQC = Trunnion, Quick Connect, STRHDQC = Stainless Trunnion, Heavy Duty, Quick Connect
- Replace XX with letters representing options



10W FLOOD AC LIGHTING



EFFICIENT REPLACEMENT

10W power replaces 100W halogen bulbs, saving energy

ULTRA-WIDE BEAM

Delivers expansive flood coverage

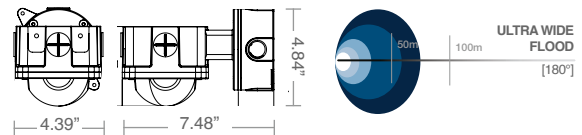
TOUGH & VERSATILE

IP68/IP69K certified with 15.6Grms vibration rating

ITEM #: LSGSM40180PH

AC JUNCTION BOX 10W

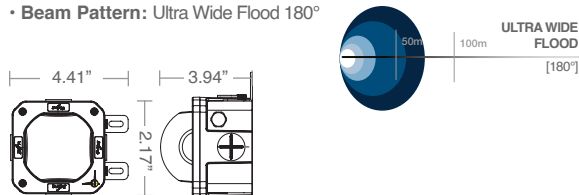
- Direct Fitment for P&H Rope Shovels
- Lumens: 1,000, 5,000 CCT
- Wattage: 10W
- Amp Draw: 0.09A @ 115V AC
- Vibration Rating: 15.6Grms
- Voltage: 90-264V DC
- Rating: IP68 / IP69K, CISPR 25
- Beam Pattern: Ultra Wide Flood 180°



ITEM #: LSGSM40180

AC JUNCTION BOX 10W

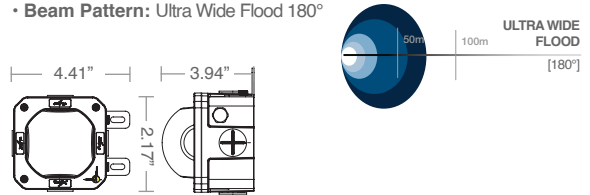
- Lumens: 1,000
- Wattage: 10W
- Amp Draw: 0.09A @ 115V AC
- Vibration Rating: 15.6Grms
- Voltage: 90-264V DC
- Rating: IP68 / IP69K, CISPR 25
- Beam Pattern: Ultra Wide Flood 180°



ITEM #: LSGSM40180F

AC JUNCTION BOX 10W FROSTED

- Lumens: 1,000
- Wattage: 10W
- Amp Draw: 0.09A @ 115V AC
- Vibration Rating: 15.6Grms
- Voltage: 90-264V DC
- Rating: IP68 / IP69K, CISPR 25
- Beam Pattern: Ultra Wide Flood 180°



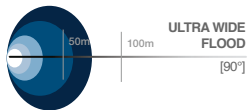
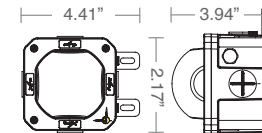
CORROSION RESISTANT AC LIGHTING

Corrosion-resistant with a durable yellow plastic coating | Features quick connect | Frosted lens and stainless steel trunnion options

ITEM #: LSY40180F

CORROSION RESISTANT 10W

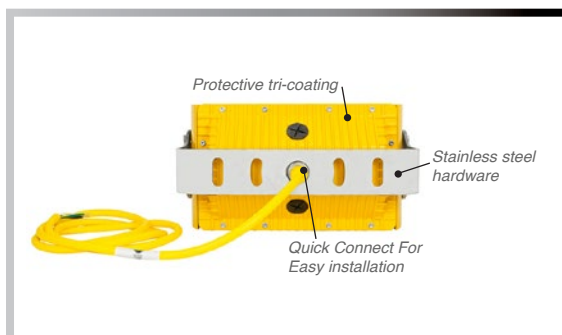
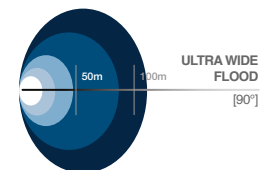
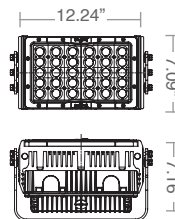
- Lumens: 1,000
- Wattage: 10W
- Amp Draw: 0.09A @ 115V AC
- Vibration Rating: 15.6Grms
- Voltage: 90-264V DC
- Rating: IP68 / IP69K, CISPR 25
- Beam Pattern: Ultra Wide Flood 180°



ITEM #: LSY063090STRQC

CORROSION RESISTANT 140W

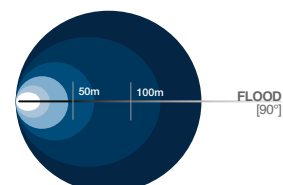
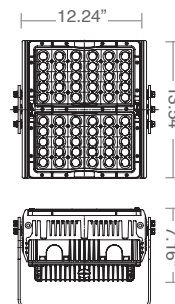
- Lumens: 21,000
- Wattage: 140W
- Amp Draw: 1.22A @ 115V AC
- Vibration Rating: 15.6Grms
- Voltage: 90-305V AC
- Beam Pattern: Flood 90°



ITEM #: LSY066090STRQC

CORROSION RESISTANT 280W

- Lumens: 36,000
- Wattage: 280W
- Amp Draw: 2.55A @ 110V AC
- Vibration Rating: 15.6Grms
- Voltage: 90-305V AC / HV 249-528V AC
- Beam Pattern: Flood 90°



AC FLOOD SERIES

ACCESSORIES



ITEM #: LAGJ5TR
50W JBOX
TRUNNION



ITEM #: LAG30TR
140W JBOX
TRUNNION



ITEM #: LAG60TR
280W JBOX
TRUNNION



ITEM #: LAS30TRHD
140W JBOX
STAINLESS TRUNNION

Trunnion: Stainless-steel
Option: Add **HV** to end of
part number for heavy-duty



ITEM #: LAS60TRHD
280W JBOX
STAINLESS TRUNNION

Trunnion: Stainless-steel
Option: Add **HV** to end of
part number for heavy-duty



ITEM #: LAJ1PCVAX
JBOX COVER
10W LIGHTS

Colors: **A**mber, **B**lue,
Green, **R**ed
Replace **X** with letter of color



ITEM #: LAG30WP
WALL MOUNT
50W LIGHT

light not
included



ITEM #: LAGPM
HOOK MOUNT
PENDANT 10W LIGHT

light not
included



ITEM #: LAYUPCXX
3P FEMALE
QUICK CONNECT

Options:
1M = 1M Universal, **2M** = 2M
Universal, **3M** = 3M Universal,
4M = 4M Universal, **5M** = 5M
Universal, **10M** = 10M Universal
Replace **XX** with letters
representing option choice

LUCENT LINEAR AC LIGHTING



FLEXIBLE OUTPUT

Frosted, 7800 lumen, and 13000 lumen options

ENERGY CHOICES

Available in 30W, 60W, and 100W models


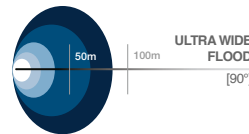
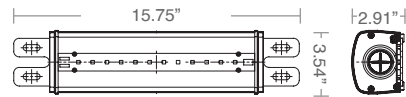
180° FLOOD COVERAGE

Provides wide 180-degree area lighting

ITEM #: LLG0212180F

1' LINEAR 4,000 LUMEN

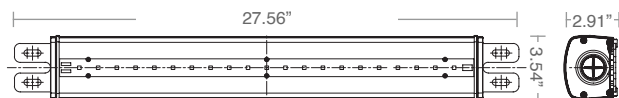
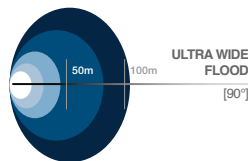
- Lumens: 4,000
- Wattage: 30W
- Vibration Rating: 15.6 Grms
- Voltage: 90-277V AC
- Beam Pattern: Ultra Wide Flood 180°



ITEM #: LLG0221180F

2' LINEAR 7,800 LUMEN

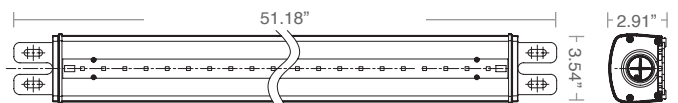
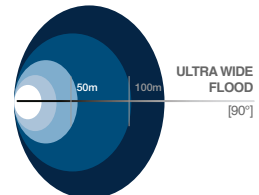
- Lumens: 7,800
- Wattage: 60W
- Vibration Rating: 15.6 Grms
- Voltage: 90-277V AC
- Beam Pattern: Ultra Wide Flood 180°



ITEM #: LLG0242180F

4' LINEAR 13,000 LUMEN

- Lumens: 13,000
- Wattage: 100W
- Vibration Rating: 15.6 Grms
- Voltage: 90-277V AC
- Beam Pattern: Ultra Wide Flood 180°



VISIONXLIGHTING.COM



A DIVISION OF

BROWN & WATSON INTERNATIONAL

1500 Ferntree Gully Road
Knoxfield VIC, 3180
Australia

+61 3 9730 6000 [International]

VISION X USA

1601 Boundary Blvd
Auburn, WA 98001
United States of America
+1 253-218-2900

VISION X ASIA

23-7 Dongtansandan
9-gil Dongtan-myeon Hwaseong-si
Gyeonggi-do 18487, Korea
+82-32-515-4814

MK-CATALOGVX25
Copyright © 2025 Vision X Lighting

Revised : March 2025



8 87009 96507 9